



**GUILHERME RAMOS DEMETRIO FERREIRA**

**CLONAL INTEGRATION INFLUENCES ON LIFE-  
HISTORY TRAITS OF *EICCHORNIA CRASSIPES*  
(MART.) SÖLMS. (PONTEDERIACEAE)**

**LAVRAS-MG  
2017**

**GUILHERME RAMOS DEMETRIO FERREIRA**

**CLONAL INTEGRATION INFLUENCES ON LIFE-HISTORY TRAITS OF  
*EICCHORNIA CRASSIPES* (MART.) SÖLMS. (PONTEDERACEAE)**

Tese apresentada à Universidade Federal de Lavras, como parte das exigências do Programa de Pós-Graduação em Ecologia Aplicada, área de concentração em Conservação de recursos naturais em paisagens fragmentadas e agroecossistemas, para a obtenção do título de Doutor.

Prof<sup>a</sup>. Dr<sup>a</sup>. Flávia de Freitas Coelho

Orientadora

**LAVRAS-MG  
2017**

Ficha catalográfica elaborada pelo Sistema de Geração de Ficha Catalográfica da Biblioteca  
Universitária da UFLA, com dados informados pelo(a) próprio(a) autor(a).

Ferreira, Guilherme Ramos Demetrio.

Clonal integration influences on life-history traits of *Eichhornia crassipes* (Mart.) Sölm. (Pontederiaceae) / Guilherme Ramos Demetrio Ferreira. - 2017.

80 p. : il.

Orientador(a): Flávia de Freitas Coelho.

.

Tese (doutorado) - Universidade Federal de Lavras, 2017.  
Bibliografia.

1. Ecologia Vegetal. 2. História de Vida. 3. Clonalidade. I.  
Coelho, Flávia de Freitas. . II. Título.

**GUILHERME RAMOS DEMETRIO FERREIRA**

**CLONAL INTEGRATION INFLUENCES ON LIFE-HISTORY TRAITS OF  
*EICCHORNIA CRASSIPES* (MART.) SÖLMS. (PONTEDERIACEAE)**

**INFLUÊNCIAS DA INTEGRAÇÃO CLONAL EM ASPECTOS DA HISTÓRIA  
DE VIDA DE *EICCHORNIA CRASSIPES* (MART.) SÖLMS.  
(PONTEDERIACEAE)**

Tese apresentada à Universidade Federal de Lavras, como parte das exigências do Programa de Pós-Graduação em Ecologia Aplicada, área de concentração em Conservação de recursos naturais em paisagens fragmentadas e agroecossistemas, para a obtenção do título de Doutor.

APROVADA em 21 de Julho de 2017.

Prof<sup>a</sup>. Dr<sup>a</sup> Tatiana Garabini Cornelissen

Prof<sup>a</sup>. Dr<sup>a</sup>. Ana Carolina Neves

Prof. Dr. Gilvano Ebling Brondani

Prof. Dr. Luiz Fernando Silva Magnago

Prof<sup>a</sup>. Dr<sup>a</sup>. Flávia de Freitas Coelho

Orientadora

**LAVRAS-MG  
2017**

*A minha mãe, pelo ensinamento de que o bom humor é a chave.  
A meu pai, pela certeza de que o tijolo do sucesso é o conhecimento*

*Dedico*

## AGRADECIMENTOS

Não faria sentido começar de outra forma senão agradecendo a quem me deu a luz. A minha mãe e a meu pai (*in memoriam*) dedico toda a gratidão por terem me feito acreditar que a educação era o melhor caminho a seguir e que a inteligência é apenas a soma da dedicação e da vontade de fazer acontecer. Obrigado por me apoiarem em todos os momentos da minha vida acadêmica, dos mais simples aos mais difíceis. Sem vocês não seria capaz de onde chegar onde cheguei. Amo vocês! Estendo essa gratidão a toda a minha família, que sempre me deu forças, especialmente a minha prima Karina, que me suportou nesses quatro anos e sempre fez brigadeiro e strogonoff como ninguém!

Também não seria possível seguir esses agradecimentos sem que eu reconhecesse e agradecesse a “maternidade científica” que me foi oferecida desde 2009 pela Prof<sup>a</sup>. Dr<sup>a</sup>. Flávia de Freitas Coelho. Flavinha, obrigado por todos esses anos de aprendizado, por me breicar quando necessário e me impulsionar quando eu estava com as energias quase no fim. Obrigado por me ensinar o que está por trás da Ciência e a rejeitar a ideia de que as perguntas não podem ser mais feitas ou analisadas por outros ângulos. Obrigado por me mostrar o maravilhoso mundo das plantas herbáceas, seja na lama, seja na areia!

Aproveito para agradecer ao programa de pós-graduação em Ecologia Aplicada, bem como a todos os seus professores, que gentilmente dividiram comigo seus conhecimentos e me ajudaram a trilhar esse caminho ao longo de tantos anos de convivência. Gostaria, especialmente, de agradecer a três professores: à Prof. Dr<sup>a</sup> Carla Ribas, que me ensinou que é possível ser competente, MUITO competente, enquanto se é doce e humano. Ao Prof. Lucas del Bianco Faria, que me ensinou que, no ensino, a rigidez tem que ser balizada com a flexibilidade e que muitas vezes o modelo em nossas mentes só toca a superfície do que é real. Ao Prof. Júlio Louzada, que me deu diversas oportunidades de crescer como docente e que me deu muitos momentos de reflexão durante nossas conversas! Agradeço também à UFLA pela estrutura oferecida e à CAPES pelo financiamento do meu doutorado e por me dar a chance de comer tanta coisa boa nos momentos em que eu estava surtando com a tese.

Ao pessoal do Laboratório de Ecologia Evolutiva de Plantas Herbáceas, Ana, Aninha, Kira, Sofia, Ju pelos momentos de convivência, reuniões e descontração, e a Iara e ao Beto, que me ajudaram com os experimentos, muito obrigado!

Agradeço aos amigos do programa de pós-graduação em Ecologia Aplicada, que sempre renderam discussões frutíferas, seja falando de Ecologia, Ciência, Política ou das palhaçadas que às vezes trombam na vida da gente! Todos foram e sempre serão muito importantes, mas preciso especificar alguns: Wallace e Ananza, obrigado por todas as danças sensuais e pelos momentos de carinho, abraços e conversas sobre o ciclo hormonal feminino que dividimos! Gabi, obrigado por todas as “pracas” e apertinhos, conversas e compartilhamentos de vida e amor! Mayara, obrigado por todos os palavrões que eu não posso escrever aqui! Mariana Cabelinho, obrigado por me ensinar que a vida é como a gente quer vê-la, que gnomos existem se eu quiser e que nas situações de tensão um chá e umas dez repetições de “Om namah shivaya” podem fazer toda a diferença. Grazi, obrigado por todas as enchidas na bola, todas as baladas de arrasamento conjunto e todo amor que você emanou para mim! Antônio, obrigado por me ensinar a pensar muito antes de falar as coisas, o medo do bullying é real rs! Ao Coto, por me ensinar o flavour do marolo guardado por vinte anos na geladeira e pelos rolês na casa da goiaba! Cássio, obrigado pelas discussões sinistras e por compartilhar o amor pelos catoros! July, obrigado por todas as vezes em que você prometeu que ia em um rolê e cumpriu: foram sempre os melhores! Rafa, obrigado por todos os cafés especiais e por ter, tão gentilmente, oferecido sua cabeça para uma mordida durante os tempos mais difíceis. Marina e Julius, por serem o maior casal que a gente respeita e por me defenderem nas discussões sobre cenouras e beterrabas cruas e cozidas do RU! Ângelo, obrigado por todas as conversas científicas, pelas não científicas, e por ser a única pessoa a me chamar para os filmes de super-herói quando todxs xs outrxs me abandonavam! Cristianínea, obrigado por todos os abraços, balança-caixão e pitís! Obrigado por me fazer sorrir em tempos muito difíceis, por me fazer querer conservar as seriemas e por me ensinar quão bonitas são as casinhas de vespa! Cris Super, por ser sempre super e me fazer perceber a importância da militância social no nosso nível de educação. Incluo nesse bonde as maravilhosas Tássia e Lari! A todxs xs outrxs que não estão nominalmente descritos, também agradeço. Todxs são parte dessa caminhada!

Agradeço, especialmente, ao grupo de amigos da Ecologia que acabou se tornando uma segunda família, com quem eu sei que sempre posso contar, em todas as

situações. Ruanny, obrigado por não ter perdido, desde a graduação, essa espontaneidade que faz a gente olhar pro futuro e pensar que com um “peraí, não tá vendo que eu to resolvendo uma coisa importante?” tudo se resolve. Obrigado, também, por ter trazido o Ivo pras nossas vidas. Melhor companheiro de churrasco! Obrigado por tantos anos de amizade. Rafa Peixe, obrigado pela cumplicidade, pelo carinho, pelas risadas, pelos compartilhamentos de vida, pelas trocas de experiência, pelas conversas profundas e também pelas rasas, pelos churrascos e por todos os momentos “meu deus, cara, a gente tá perdido, eu não sei voltar pra casa!”. Ernesto, não tenho como traduzir em palavras o amor que eu sinto por você. Nossa amizade, se houver metafísica, é de outras existências e eu quero que continue sendo sempre. Nossa ermãdade é tudo que eu precisei em alguns momentos e ela sempre esteve lá. Te amo!

Às amigas da Bio 2008/1, também reservo os mais ternos agradecimentos. Isa, obrigado por ser a melhor chinchila que alguém poderia conhecer, por manter viva, durante todos esses anos, a tradição do queijo de baleia e por ter sempre uma palavra de conforto. Rafa, obrigado por ter sempre um sorriso terno e um abraço quentinho, que muitas vezes, foram fonte de conforto. Mariana Artur, obrigado por ser a melhor imigrante brasileira na Holanda, me fazer chorar de rir mesmo com um oceano de distância e por nossos rápidos encontros, que me fazem acreditar que Ciência é sonho e dificuldade pra todo mundo, em qualquer canto desse planeta.

Ao João, meu amigo tão querido, casado comigo por tantos anos de companheirismo e por um padre fake numa festa junina, só posso dizer “você é muito insolente”! Obrigado pelo suporte, por todas as visitas em Lavras, por todos os “Ô, véio, não fica assim”, quando eu reclamava e por todos os prints que compartilhamos no WhatsApp. Te amo.

Aos meus queridos snails, astronautas, demonhxs, que compartilham comigo, todos os dias, apesar de um em cada canto do mundo, amor, experiências e bobearas. Obrigado pelo amor e pelas risadas. Li, May, Lulis, Rei, Mari, Giu, Fi, o papel é muito árido para escrever o que sinto. Rafael Bonifácio, obrigado por ser um dos melhores amigos que alguém pode querer nesse mundo! Por me fazer enxergar a vida de forma mais leve, por viver comigo as melhores situações que já vivi.

Ao Mall, por todas as piadas diárias e também pelas conversas sérias e por todas as fotos aleatórias, e momentos de “q tá conteseno?” que sempre me animam tanto e



fazem o dia ficar mais leve e produtivo. Zibs, Lucax, Kérou, Fellip (divos nunca tem apelido, tipo a Cher), obrigado por tanto amor, companheirismo e carinho.

May Holanda, obrigada por todos os cafés, todos os gateau de chocolate, todos os abraços inesperados no circuito, todos os “talvez”, cervejas e compartilhamentos dos enlouquecimentos. Te amo!

Agradeço à família que me adotou em Lavras, Nelson, Ju e Duda. Obrigado por tantos almoços de domingo, tantas risadas, tanto acolhimento! A vida fica mais fácil quando você sabe que tem algum lugar pra correr se as coisas derem errado e, no doutorado, isso faz muita diferença! Obrigado por também serem porto seguro!

Aos companheiros da associação de pós graduandos APG-UFLA, que me fizeram entender um pouco mais acerca do funcionamento das nossas instituições e de como a movimentação de categorias organizadas pode significar avanços, mudanças e proteção de direitos, meu muito obrigado!

Caira, Priscilla, Edinho, obrigado pelo apoio durante minha mudança de pensamento e física. Vocês, sendo parte do meu sucesso físico, também são parte do meu sucesso acadêmico! Corpo são, mente sã!

Aos professores da banca, Prof<sup>a</sup> Tatiana Cornelissen, Prof<sup>a</sup> Ana Carolina Neves, Prof. Gilvano Brondani e Prof. Luiz Fernando Magnago, que aceitaram discutir comigo e me ajudar a crescer neste ponto do trabalho, também agradeço.

A todos, que de alguma forma contribuíram para que eu chegasse até aqui, muito obrigado!

“There is grandeur in this view of life, with its several powers, having been originally breathed into a few forms or into one; and that, whilst this planet has gone cycling on according to the fixed law of gravity, from so simple a beginning endless forms most beautiful and most wonderful have been, and are being, evolved.”

— **Charles Darwin, The Origin of Species**

## RESUMO

A clonalidade é um traço chave na história de vida das plantas e através da integração clonal entre rametes mãe e filhos podem haver alterações nos padrões de investimento de recursos. O objetivo deste trabalho foi verificar a influência da clonalidade, especificamente observada a integração clonal, em aspectos de história de vida de *Eicchornia crassipes* (Mart.) Sölms. A partir de experimentos realizados em casa de vegetação, investigamos a relação dos traços florais, da variação intra-individual em traços florais e dos padrões de alocação de biomassa com a manutenção da conexão entre rametes originados via reprodução assexuada e seus rametes maternos. Para isso, coletamos plantas adultas na Represa do Funil, em Ijaci, cuja segunda geração assexuada em casa de vegetação foi utilizada para o experimento. Durante três meses os indivíduos foram avaliados diariamente para verificação da floração e medição dos caracteres florais. Ao final do experimento, os indivíduos foram levados ao laboratório e suas partes (caule, limbo foliar, pecíolo e raízes) foram separadas, passaram por secagem em estufa e foram pesadas. A partir da análise desses dados, encontramos que plantas clonais, em geral, apresentam flores maiores e mais robustas. Além disso, os traços florais variam menos, em nível intra individual, nas plantas clonais do que nas plantas isoladas, indicando que a integração clonal garante o repasse de recursos para os rametes filhos em casos de baixa disponibilidade ambiental. A partir desses resultados, concluímos que a clonalidade representa um mecanismo que proporciona aumento da capacidade do investimento em reprodução sexuada e que está possivelmente ligada à garantia da polinização e da geração de propágulos viáveis em diferentes situações ambientais.

**Palavras-chave:** Alocação de biomassa. História de vida. Modos reprodutivos.

## ABSTRACT

This work aimed to examine how clonality, specifically clonal integration, influences the life history traits of *Eicchornia crassipes* (Mart.) Sölms. We developed greenhouse experiments in order to comprehend the relationship between floral traits, intra-individual variation on floral traits and patterns of biomass allocation with the maintenance between ramets generated by asexual reproduction and mother ramets. We collected adult individuals on Represa do Funil, Ijaci, and used their second asexual offspring generation to carry out the experiments. Individuals were daily observed during three months, and floral traits were sampled. At the end of the experiment plants were taken to the laboratory, where they were separated into parts (stems, leaf blades, petioles and roots), dried, and weighed. We found that clonal ramets exhibited larger and more robust flowers. In addition, the floral traits were less variable, on the intra-individual level, on clonal ramets than on isolated ones, indicating that clonal integration guarantee the transport of resources from mother to daughter ramets in cases of low environmental availability. These results lead us to the conclusion that clonality plays a central role on water hyacinth life history, ensuring an increase on sexual reproduction investment and is possibly linked to a viable production of propagules in different environmental conditions.

**Keywords:** Biomass allocation. Life history theory. Reproductive modes.

# Sumário

<b>PRIMEIRA PARTE.....</b>	<b>14</b>
<b>1 INTRODUÇÃO GERAL.....</b>	<b>14</b>
<b>REFERÊNCIAS BIBLIOGRÁFICAS.....</b>	<b>17</b>
<b>SEGUNDA PARTE - ARTIGOS.....</b>	<b>21</b>
<b>ARTIGO 1.....</b>	<b>21</b>
<b>ABSTRACT.....</b>	<b>22</b>
<b>1. INTRODUCTION.....</b>	<b>23</b>
<b>2. MATERIALS AND METHODS.....</b>	<b>25</b>
<b>2.1 Study species.....</b>	<b>25</b>
<b>2.2 Terminology.....</b>	<b>26</b>
<b>2.3 Ramets sampling.....</b>	<b>26</b>
<b>2.4 Greenhouse experiment.....</b>	<b>26</b>
<b>2.5 Flower traits measurement.....</b>	<b>27</b>
<b>2.6 Data analysis.....</b>	<b>27</b>
<b>3. RESULTS.....</b>	<b>27</b>
<b>4. DISCUSSION.....</b>	<b>28</b>
<b>5. ACKNOWLEDGEMENTS.....</b>	<b>32</b>
<b>6. REFERENCES.....</b>	<b>32</b>
<b>FIGURES AND LEGENDS.....</b>	<b>38</b>
<b>ARTIGO 2.....</b>	<b>41</b>
<b>ABSTRACT.....</b>	<b>42</b>
<b>1. INTRODUCTION.....</b>	<b>43</b>
<b>2. MATERIALS AND METHODS.....</b>	<b>44</b>
<b>2.1 Study species.....</b>	<b>45</b>
<b>2.2 Plant sampling.....</b>	<b>45</b>
<b>2.3 Greenhouse experiment.....</b>	<b>45</b>
<b>2.4 Flower traits measurement.....</b>	<b>46</b>
<b>2.5 Data analysis.....</b>	<b>47</b>
<b>3. RESULTS.....</b>	<b>47</b>
<b>4. DISCUSSION.....</b>	<b>48</b>
<b>5. ACKNOWLEDGEMENTS.....</b>	<b>51</b>
<b>6. REFERENCES.....</b>	<b>51</b>
<b>TABLES.....</b>	<b>56</b>
<b>ARTIGO 3.....</b>	<b>58</b>
<b>ABSTRACT.....</b>	<b>59</b>
<b>1. INTRODUCTION.....</b>	<b>60</b>

<b>2. MATERIALS AND METHODS.....</b>	<b>62</b>
<b>3. RESULTS.....</b>	<b>65</b>
<b>4. DISCUSSION .....</b>	<b>66</b>
<b>5. ACKNOWLEDGEMENTS.....</b>	<b>69</b>
<b>6. REFERENCES.....</b>	<b>69</b>
<b>FIGURES AND TABLES.....</b>	<b>74</b>
<b>CONCLUSÃO GERAL .....</b>	<b>79</b>

## PRIMEIRA PARTE

### 1 INTRODUÇÃO GERAL

As plantas são organismos altamente plásticos (SCHLICHTING, 1986; GIVINISH, 2002; BORGES, 2005, 2008). Essa alta plasticidade fenotípica permite que um genoma modifique, por exemplo, seus padrões de crescimento e desenvolvimento em resposta às mudanças ambientais (DORKEN; BARRET, 2004), principalmente pela constituição modular do corpo desses organismos (HARPER, 1977, 1980). Grande parte dessa plasticidade está ligada às estratégias reprodutivas, já que a maior parte das plantas possui a habilidade de gerar propágulos sexuais e assexuais (HARPER, 1977).

A relação entre os modos reprodutivos e as condições ambientais em que se encontra um indivíduo é uma questão largamente debatida na ecologia vegetal e estaria ligada tanto a questões ambientais (HARPER, 1977; ABRAHAMSON, 1980; COOK, 1985; COELHO et al., 2000; COELHO et al., 2005), quanto a questões intrínsecas à planta, tais como o tamanho de corpo (ISHII; MORINAGA, 2005; WEINER et al., 2004, 2009).

Um grande corpo teórico tem se acumulado em torno desta linha de pesquisa e, em geral, tem-se suportado a existência de *trade-offs* (STEARNS, 1992; ROFF, 2002) entre esses modos reprodutivos (GRACE, 1993; COELHO et al., 2000), e esses *trade-offs* podem significar uma forma de garantia da reprodução do indivíduo (WESTLEY, 1993).

Essa discussão se projeta como um tópico de alta importância para a ecologia das macrófitas aquáticas, o grupo de plantas vasculares com maior diversidade de sistemas reprodutivos (BARRET, 1993). No caso deste grupo, a reprodução assexuada parece ser altamente importante (BARRET, 1980; WATSON; COOK, 1987; BARRET, 1993). Essa predominância de reprodução assexuada pode estar ligada à alta probabilidade de falha da reprodução sexuada em ambientes aquáticos (SCULTHORPE, 1967; PHILBRICK; LES, 1996) e a uma maior capacidade de ocupação de habitat quando as condições ambientais são favoráveis (COELHO et al., 2000; COELHO et al., 2005). A predominância da reprodução assexuada nas plantas aquáticas também parece ser fruto de um efeito filogenético. Isso se sustenta pela existência de um forte viés para a presença da clonalidade nas Monocotiledôneas, quando comparadas às Eudicotiledôneas (GRACE, 1993), que estaria ligado à ausência de um câmbio vascular naquele grupo (TIFFNEY; NIKLAS, 1985) um facilitador da expansão lateral.

A clonalidade tem efeitos diretos dos modos reprodutivos na biologia de populações das plantas, apresentando diferentes níveis de sucesso de propágulos (GRACE, 1993; COELHO et al., 2008a). Além disso, também está relacionada à muitos outros processos ecológicos nas plantas clonais como a colonização de diferentes habitats (COELHO et al., 2008b; DEMETRIO; COELHO, 2017) e à capacidade de reprodução sexuada por ramete (DEMETRIO et al., 2014). Dessa forma, espera-se, inclusive, que diferentes formas de reprodução clonal tenham diferentes papéis nas estratégias de história de vida das plantas (GRACE, 1993; XIE et al., 2016).

Um dos principais fatores que condiciona essa ampla capacidade de respostas é, provavelmente, a integração fisiológica entre as plantas mãe e filhas, também chamada de integração clonal, que permite uma divisão de funções dentro de um clone, com cada ramete apresentando processos específicos como aquisições de recursos ou reprodução sexuada (STUEFER et al., 1994; WANG et al., 2011). No caso da relação entre reprodução sexuada e assexuada, essa ligação entre ramos mãe e filho pode ter um efeito que difere do *trade-off* esperado, no qual um aumento na reprodução sexuada causaria um decréscimo na reprodução assexuada, principalmente porque os órgãos e a prole clonal também podem funcionar como centrais de aquisição de recursos (PHILBRICK; LES, 1996; BAZZAZ, 1997; Demetrio et al., 2014; GUO et al., 2017). Assim, a integração clonal pode favorecer o conjunto de ramos mãe e filhos como um todo (ALPERT; SIMMS, 2002).

Até o presente momento, a maior parte dos trabalhos que analisa a relação entre as biomassas alocadas para reprodução sexuada e assexuada, bem como a influência da clonalidade em outros aspectos da história de vida de uma planta tem trabalhado com resultados em número ou investimento em biomassa dos propágulos (brotos ou estruturas sexuadas de reprodução) (COELHO et al., 2000; THOMPSON; ECKERT, 2004; COELHO et al., 2005; CAO; WORLEY, 2013). Entretanto, muitos aspectos prévios à formação dos propágulos podem ser afetados pelos *trade-offs* e não estarem refletidos de maneira adequada nos investimentos finais.

Esse pode ser o caso, por exemplo, dos traços florais, diretamente ligados à reprodução sexuada. Apesar do grande reconhecimento da variabilidade intraespecífica em traços funcionais das plantas (KUPPLER et al., 2016) a literatura reforça uma menor variação com relação à plasticidade dos traços florais (GIVINISH, 2002; ARMBRUSTER et al., 2004). Essa menor variabilidade deve-se, principalmente à forte seleção estabilizadora (ANDERSON, 1994; CRESWELL, 1998) ligada à garantia do reconhecimento pelos



polinizadores e do sucesso da reprodução sexuada (CHARLESWORTH; CHARLESWORTH, 1987).

Entretanto, outros estudos mostram que a variação ambiental é uma importante fonte de variação para os traços florais. Essa variação pode advir de possibilidade e quantidade de interações bióticas (THOMPSON, 2001; COELHO; MALVES, 2015; KUPPLER et al., 2016). Entretanto, também podem ser geradas por diferentes condições de recursos (FUJITAKA ; SAKAI, 2007; BROOKES et al., 2010; XIE et al., 2016).

Dessa forma, dado que a manutenção da reprodução sexuada em plantas clonais e os antagonismos entre as reproduções sexuada e assexuada ainda não estão claramente resolvidos (ERIKSSON, 1997; CHARPENTIER, 2002; SILVERTOWN, 2008; VALLEJO-MARÍN et al., 2010; BARRET, 2015), a relação da clonalidade e da variação dos traços florais e de outros traços de história de vida das plantas ainda é um estimulante foco de pesquisa e pode gerar grande quantidade de informação acerca da evolução dos modos reprodutivos e de sua manutenção ao longo do tempo evolutivo.

Neste sentido, esta tese de doutorado busca responder como a integração clonal está relacionada com a variação nos traços florais e em outros traços de história de vida de uma planta altamente distribuída no globo, *Eicchornia crassipes*, e como essa relação pode explicar o grande sucesso reprodutivo e de colonização de ambientes dessa espécie. Para tanto, as informações aqui contidas estão divididas em três capítulos. Os dados coletados para a construção de todos os três capítulos foram obtidos por meio de experimentos em casa de vegetação, que nos auxiliaram a controlar os fatores externos, que não eram de nosso interesse. No primeiro capítulo, foram avaliadas as respostas dos traços florais à integração clonal, comparando suas medidas entre rametes ligados às plantas-mãe a outros que tiveram suas conexões experimentalmente rompidas. No segundo capítulo, avaliou-se se a variação intra-individual dos traços florais está ligada à integração clonal e à capacidade que este traço confere de existência de translocação de recursos entre plantas-mãe e rametes filho. Por fim, no terceiro capítulo, avaliou-se como a integração clonal interfere na alocação de biomassa para as diversas partes do corpo da planta, e como essas relações estão ligadas ao sucesso de indivíduos de *E. crassipes*.

## REFERÊNCIAS BIBLIOGRÁFICAS

ABRAHAMSON, W.G. Demography and vegetative reproduction. In: O.T. SOLBRIG (Ed.). **Demography and the evolution of plant populations**. Oxford, England: Blackwell Scientific, 1980. pp. 89-106.

ALPERT, P.; SIMMS, E. L. The relative advantages of plasticity and fixicity in different environments: when is it good for a plant to adjust? **Evolutionary Ecology**, v. 16, p. 285-297, 2002.

ANDERSON, S. Floral stability, pollination efficiency, and experimental manipulation of the corolla phenotype in *Nemophila menziesii* (Hydrophyllaceae). **American Journal of Botany**, v. 81, p. 1397–1402, 1994.

ARMBRUSTER, S.W. et al. Floral integration, modularity, and accuracy: distinguishing complex adaptations from genetic constraints. In: PIGLIUCCI, M.; PRESTON, K. (Eds.). **Phenotypic integration: studying the ecology and evolution of complex phenotypes**. Oxford, England: Oxford University Press, 2004. pp. 23–50.

BARRET, S.C.H. Sexual reproduction in *Eichhornia crassipes* (Water Hyacinth). 2. Seed production in natural populations. **Journal of Applied Ecology**, v. 17, p. 113–124, 1980.

BARRET, S.C.H. The evolutionary biology of tristylly. In: FUTUYMA, D.; J. ANTONOVICS, J. (Eds.). **Oxford Surveys in Evolutionary Biology**. Oxford, United Kingdom: University Press, 1993. Vol. 9, p. 283-326.

BARRET, S.C.H. Influences of clonality on plant sexual reproduction. **Proceedings of the National Academy of Sciences of U.S.A.**, v. 112, p. 8859-8866, 2015.

BAZZAZ, F.A. Allocation of resources in plants: state of the science and critical questions. In: F. A.; GRACE, J. (Eds.). **Plant Resource Allocation**. San Diego, California, USA: Academic Press, 1997. p. 1-37.

BORGES, R. M. Do plants and animals differ in phenotypic plasticity? **Journal of Biosciences**, v. 30, p. 41–50, 2005.

BORGES, R. M. Plasticity comparisons between plants and animals: concepts and mechanisms. **Plant Signalling and Behaviour**, v. 3, p. 367-375, 2008.

BROOKES, R. H. Variation in reproductive investment within inflorescences of *Stylidium armeria* following pollen and resource manipulations. **Annals of Botany**, v. 105, p. 697-705, 2010.

CHARLESWORTH, D.; CHARLESWORTH, B. Inbreeding depression and its evolutionary consequences. **Annual Review of Ecology and Systematics**, v. 18, p. 237–268, 1987.

CHARPENTIER, A. Consequences of clonal growth for plant mating. **Evolutionary Ecology**, v. 15, p. 521–530, 2002.

- CAO, G.-X.; WORLEY, A. C. Life history trade-offs and evidence for hierarchical resource allocation in two monocarpic perennials. **Plant Biology**, v. 15, p. 158-165, 2013.
- COELHO, F. F.; DEBONI, L.; LOPES, F. S. Density-dependent morphological plasticity in *Salvinia auriculata* Aublet. **Aquatic Botany**, v. 66, p. 273-280, 2000.
- COELHO, F. F.; LOPES, F. S.; SPERBER, C. F. Persistence strategy of *Salvinia auriculata* Aublet in temporary ponds of southern Pantanal, Brazil. **Aquatic Botany**, v. 81, p. 343-352, 2005.
- COELHO, F. F.; CAPELO, C.; FIGUEIRA, J. E. C. Seedlings and ramets recruitment in two rhizomatous species of rupestrian grasslands: *Leiothrix curvifolia* var. *lanuginosa* and *Leiothrix crassifolia* (Eriocaulaceae). **Flora**, v. 203, p. 152-161, 200a.
- COELHO F. F. et al. Reproductive modes in *Leiothrix* (Eriocaulaceae) in south-eastern Brazil: the role of microenvironmental heterogeneity. *Annals of Botany*, v. 101, p. 353-360, 2008b.
- COOK R. E. Growth and development in clonal plant populations. In: JACKSON, J. B. C.; BUSS, L. W.; COOK, R. E. (Eds.). **Population Biology and Evolution of Clonal Organisms**. New Heaven, USA: Yale University Press, 1985. p. 259-296.
- CRESSWELL, J.E. Stabilizing selection and the structural variability of flowers within species. **Annals of Botany**, v. 81, p. 463-473, 1998.
- DEMETRIO, G.R.; COELHO, F.F.; BARBOSA, M.E.A. Body size and clonality consequences for sexual reproduction in a perennial herb of Brazilian rupestrian grasslands. **Brazilian Journal of Biology**, v. 74, p. 744-749, 2014.
- DEMETRIO, G. R.; COELHO, F.F. The role of soil conditions on *Leiothrix* (Eriocaulaceae) endemic species distribution and abundance on campos rupestres. **Flora**, 2017, *in press*.
- DORKEN, M.E.; BARRET, S.C.H. Phenotypic plasticity of vegetative and reproductive traits in monoecious and dioecious populations of *Sagittaria latifolia* (Alismataceae): a clonal aquatic plant. **Journal of Ecology**, v. 92, p. 32-44, 2004.
- ERIKSSON, O. Clonal life histories and the Evolution of seed recruitment. In: KROON, H.; VAN GROENENDAEL, J. (Eds.). **The ecology and evolution of clonal plants**. Leiden, Netherlands: Backhuys Publishers, 1997. pp. 211-226.
- GIVINISH, T. J. Ecological constraints on the Evolution of plasticity in plants. **Evolutionary Ecology**, v. 16, p. 213-242, 2002.
- GRACE J.B. The adaptive significance of clonal reproduction in angiosperms: An aquatic perspective. **Aquatic Botany**, v. 44, p. 159-180, 1993.
- Guo, Z-W. et al. Nitrogen addition and clonal integration alleviate water stress of dependent ramets of *Indocalamus decorus* under heterogeneous soil water environment. **Scientific Reports**, v. 7, n. 44524, 2017.

- HARPER J. L. Population biology of plants. London, United Kingdom: Academic Press, 1977.
- HARPER J. L. Plant demography and ecological theory. **Oikos**, v. 35, p. 244-253, 1980.
- ISHII, H.S.; MORINAGA, S-I. Intra and inter-plant level correlations among floral traits in *Iris gracilipes* (Iridaceae). **Evolutionary Ecology**, v. 19, p. 435-448, 2005.
- KUPPLER, J. et al. Time-invariant differences between plant individuals in interactions with arthropods correlate with intraspecific variation in plant phenology, morphology and floral scent. **New Phytologist**, v. 210, p. 1357-1368, 2016.
- MALVES, K.; COELHO, F.F. Gall influence on flower production in *Solanun lycocarpum* (Solanaceae). **Pakistan Journal of Botany**, v. 47, p. 731-734, 2015.
- PHILBRICK, C. T.; LES, D. H. Evolution of aquatic angiosperms reproductive systems. **BioSciences**, v. 46, p. 813-826, 1996.
- ROFF, D.A. **Life History Evolution**. Sunderland, USA: Sinauer Associates, 2002.
- SCHLICHTING, C. D. The evolution of phenotypic plasticity in plants. **Annual Reviews of Ecology and Systematics**, v. 17, p. 667-693, 1986.
- SCULTHORPE, C.D. **The biology of aquatic vascular plants**. London: Belhaven Press, 1967.
- SILVERTOWN, J. The evolutionary maintenance of sexual reproduction: evidence from ecological distribution of asexual reproduction in clonal plants. **International Journal of Plant Sciences**, v. 169, p. 157-168, 2008.
- STEARNS, S.C. **The evolution of life histories**. New York, USA: Oxford University Press, 1992.
- STUEFER J.F.; DURING, H. J.; KROON, H. High benefits of clonal integration in two stoloniferous species, in response to heterogeneous light environments. **Journal of Ecology**, v. 82, p. 511–518, 1994.
- THOMPSON, J.D. How do visitation patterns vary among pollinators in relation to floral display and floral design in a generalist pollination system? **Oecologia**, v. 126, p. 386–394, 2001.
- THOMPSON, F.L.; ECKERT, C. G. Trade-offs between sexual and clonal reproduction in an aquatic plant: experimental manipulations vs. phenotypic correlations. **Journal of Evolutionary Biology**, v. 17, p. 581-592, 2004.
- TIFFNEY, B.H.; NIKLAS, K. J. Clonal growth in land plants: A paleobotanical perspective. In: JACKSON, J. B. C.; BUSS, L. W.; COOK, R. E. (Eds.). **Population Biology and Evolution of Clonal Organisms**. New Haven, USA: Yale University Press, 1985. pp 35-66.

VALLEJO-MARÍN, M.; DORKEN, M. E.; Barret, S. C. H. The ecological and evolutionary consequences of clonality for plant mating. **Annual Reviews of Ecology, Evolution and Systematics**, v. 41, p. 193-213, 2010.

WANG, J.C.; SHI, X.; YIN, L.K.; ZHANG, D.Y. Role of clonal integration in life strategy of sandy dune plant, *Eremosparton songoricum* (LITV.) Vass (Fabaceae): experimental approach. **Polish Journal of Ecology**, v. 59, p. 455–461, 2011.

WATSON, M.A.; COOK, G. A. Demographic and developmental differences among clones of Water Hyacinth. **Journal of Ecology**, v. 75, p. 439-457, 1987.

WEINER, J. Allocation, plasticity and allometry in plants. **Perspectives in Plant Ecology, Evolution and Systematics**, v. 6, p. 207–215, 2004.

WEINER, J. et al. The allometry of reproduction within plant populations. **Journal of Ecology**, v. 97, p. 1220–1233, 2009.

WESTLEY, L.C. The effect of inflorescence bud removal on tuber production in *Helianthus tuberosus* L. (Asteraceae). **Ecology**, v. 74, p. 2136–2144, 1993.

XIE, L.; GUO, H.; MA, C. Alterations in flowering strategies and sexual allocation of *Caragana stenophylla* along a climatic aridity gradient. **Scientific Reports**, v. 6, n. 33602, 2016.

## **SEGUNDA PARTE - ARTIGOS**

### **ARTIGO 1**

**WHAT ARE THE CONSEQUENCES OF CLONAL INTEGRATION FOR FLORAL  
TRAITS AND REPRODUCTIVE INVESTMENT OF A BROADLY DISTRIBUTED  
AQUATIC PLANT?**

# WHAT ARE THE CONSEQUENCES OF CLONAL INTEGRATION FOR FLORAL TRAITS AND REPRODUCTIVE INVESTMENT OF A BROADLY DISTRIBUTED AQUATIC PLANT?

Guilherme Ramos Demetrio<sup>1,\*</sup>, Flávia Freitas Coelho<sup>2</sup>

<sup>1</sup> Programa de Pós-graduação em Ecologia Aplicada, Universidade Federal de Lavras, Campus Universitário, 37200-000, Lavras, MG.

<sup>2</sup> Departamento de Biologia, Universidade Federal de Lavras, Campus Universitário, 37200-000, Lavras, MG.

\* Corresponding author: gramosedmetrio@gmail.com

For submission on Aquatic Botany

## **ABSTRACT**

The ability of offspring generation by sexual and asexual reproductive modes widens up plants reproductive potential, since it makes feasible resource allocation in distinct reproductive modes under different environmental conditions. Clonal reproduction, however, has been considered a sink of resources that decreases sexual reproduction due to potential trade-offs between reproductive modes. On the other hand, clonality may allow clonal plants to share resources such as water, photosynthates and nutrients among individual subunits, generating variability on key traits, as floral shape and display. The objective of this work was to examine whether clonal integration affects floral traits on a widely distributed aquatic plant, and how this influence may affect plants success. We found that clonal ramets exhibited larger and more robust flowers than isolated ones, but the number of flowers per inflorescence did not change in comparison to isolated plants. These changes are discussed as mechanisms of reproduction enhancement. We conclude that clonal integration changes *Eichhornia*

*crassipes* resources investment on sexual reproduction and may be identified as a persistence strategy for aquatic plants

Keywords: allocation theory; life-history theory; plant reproduction; reproductive modes;

## **1. INTRODUCTION**

Many perennial flowering plants reproduce sexually and asexually (e.g. by clonal growth) (Richards, 1986), and the balance between clonal and sexual reproduction can vary amongst populations of a species (Eckert, 2002). Clonal plants are well recognized for their ability of producing offspring via sexual and asexual processes (Harper, 1977). This feature widens plants reproductive potential, as it makes feasible resource allocation in distinct reproductive modes (sexual or asexual) under different biotic and/or abiotic conditions (Abrahamson, 1980; Coelho et al., 2005; Ikegami et al., 2008). Thus, clonality may be considered as a key life history trait, since it can allow plants to reproduce and sustain propagules, even under harsh environmental conditions (Coelho et al., 2008a,b). For example, aquatic habitats often experience significant fluctuations such as seasonal or aseasonal drying and/or flooding of habitats (Coelho et al., 2005), and many aquatic plant species exhibit adaptations that facilitate survival and reproduction. When these alterations consist of variation in water level and rapid changes in the speed of water currents during floods, genets of clonal plants may only survive these forms of disturbance through clonal fragmentation and the dispersal of vegetative propagules (Eckert et al., 2016).

As a reproductive process, clonal reproduction has been discussed as a sink of resources that decreases sexual reproduction potential as the allocation of nutrients in the production of asexual propagules shortens their availability for flower and fruit production (Bai et al., 2009; Liu et al., 2009). Seminal papers have found that clonality may allow plants



to share resources such as water, photosynthates and nutrients among individual subunits, called ramets (Alpert, 1996, 1999; Yu et al., 2002; Coelho et al., 2007, 2008). This would even lead single genets to exhibit 'labour division' among their ramets (Stuefer, 1998), and could, in fact, improve sexual reproductive investment (Demetrio et al., 2014).

In addition, floral traits are usually seen as exhibiting the lowest variation pools in plants, usually kept under stabilizing selection (Anderson, 1994; Creswell, 1998), since a more constant flower morphology allows pollinator recognition and posterior exchange of pollen grains between flowers (Armbuster et al., 2004), improving sexual reproductive success. On the other hand, variability in floral traits may generate a larger pool of options for natural selection, as it may allow different plant-animal interactions frequencies among plant individuals (Gómez and Perfecti, 2012). This may turn more trait-diverse populations prone to endure environmental changes by the ability of attraction of different groups of pollinators (Hooper et al., 2005; Kuppler et al., 2016).

Many of the plants life history traits exhibit strong relationships with environmental conditions. In *Eichhornia crassipes* (Pontederiaceae), for example, plants morphology is driven by plant density (Alvarenga et al., 2013), and sexual and asexual reproduction investment can be influenced by leaf damage and pollination (Buchanan, 2015). Furthermore, floral traits as flower size, and flower biomass (Malves and Coelho 2015; Xie et al., 2016) and flower display (accounting for characteristics like flower colour and scent) may also be affected by environmental conditions. The influences of asexual reproduction on sexual reproduction has already been demonstrated on the ecological literature (e.g., Reekie and Bazzaz, 1987; Bazzaz, 1997; van Kleunen et al., 2002). However, these studies commonly deal with the relationship between the number of sexual and asexual propagules, not examining the influence of asexual propagation on sexual reproductive structures traits, such as flower morphology, biomass, and size.

In this context, the objective of this paper was to assess if clonal integration by structures like stolons affects the floral traits and reproductive investment of a widely distributed aquatic plant. Based on the premises that (i) higher resource levels would cause significant increases on sexual reproduction (Thompson and Eckert, 2004), and (ii) variation in resource uptake among individuals can cause positive covariation between competing functions (asexual and sexual reproduction) (Reznick et al., 2000), we hypothesized that: i) ramets attached to their mother plants would produce more, higher and more robust flowers, as clonal integration would generate translocation of assimilates in a basipetal movement, enhancing ramet sexual reproduction; ii) isolated ramets would invest in asexual reproduction, as a higher number of ramets in a clone will act as a bigger net of nutrients assimilation.

## 2. MATERIALS AND METHODS

### 2.1 Study species

*Eichhornia crassipes* (Mart.) Solms (Pontederiaceae), popularly known as Waterhyacinth, is a floating clonal aquatic plant (Pott and Pott, 2000) native to the basin of Amazon river (Barret, 1980). It is considered as an invasive plant because of its great reproductive and colonization potential, with seeds that lasts near 15 years viable in the soil (Pott and Pott, 2000).

*Eichhornia crassipes* flowers exhibit a peculiar flower morphology condition called tristylly, which generates three different flower morphs (Barret, 1980). These different forms are recognized by peculiar relationships between stylus and stamen lengths. In our study site, the sampled population only exhibited mid-style morphs, what means that the stylus length is intermediate in relation to short and long stamens length (Fig. 1). *Eichhornia crassipes* flowers also exhibit a differentiated petal, hereafter called banner petal, possessing a conspicuous yellow spot that is considered as a nectar guideline (Barret, 1980).

## **2.2 Terminology**

Clonal plants are able to produce offspring by sexual and asexual modes. A genet is an individual formed through sexual reproduction by seed formation. The ramet, it should be noted, is defined as an individual formed by vegetative growth that can survive as a physiologically independent unit in relation to its parental plant (sensu Harper, 1977). We considered the rosette (shoot forming), its associated root system, and its associated caulinar system (composed by a stolon fragment), as a ramet. Hereafter we call all the ramets of rosettes.

## **2.3 Ramets sampling**

The ramets used for greenhouse experiments were sampled at a population of *E. crassipes* located at Represa do Funil, Ijaci, Minas Gerais. We selected adult ramets (identified by the presence of newly produced sexual reproductive structures or their remainings - as old floral scapes) with no signs of foliar herbivory or diseases. We selected a total of 90 ramets that were put in plastic bags filled with some water to avoid root desiccation and took them to a greenhouse at Federal University of Lavras in order to carry the experiment.

## **2.4 Greenhouse experiment**

We distributed the ramets among 18 pots filled with 17 L of tap water. Ramets were left inside the greenhouse for a period of two weeks without any interference in order to allow an acclimation period. After this time period we selected 18 ramets of similar size that were isolated in pots filled with 17 L of tap water. The ramets were cultivated until the production of asexual offspring. This first generation of ramets produced under greenhouse conditions are here referred as “mother ramets” from hereafter. Mother ramets remained attached to their parental ramets until they also produced a generation of asexual offspring.

After this, mother ramets and their offspring were split off from parental ramets. This was the basic unit of our experiment, a group of a mother ramet attached to its first asexual

offspring. These groups were also distributed among 18 pots filled with 17 L of tap water. We set two treatments on these mother-daughter ramets groups. The first one, 'isolation treatment', consisted on nine daughter ramets that were experimentally split off from their mother ramets. The second one, 'clonal treatment', consisted on the maintenance of nine groups as originally conceived, with the daughter ramet attached to the mother ramet.

Plants were monitored during 12 weeks. Every group was checked and buds and flowers number were recorded. We also collected buds and flowers and dried them on oven at 60°C in order to obtain the biomass of reproductive structures. After counting every structure was removed of every ramet under clonal and isolated condition in order to maintain the experiment original conditions.

## **2.5 Flower traits measurement**

After sampling, the flowers were promptly taken to the laboratory, where floral length, banner petal length, nectar guideline length, short and long stamens length, and stylus length were measured with a digital caliper with 0.001 cm precision.

## **2.6 Data analysis**

All variables were tested for normality with Shapiro-Wilk tests. In order to evaluate the influence of clonality on *E. crassipes* reproductive processes we applied GLMM's with Poisson distribution for flowers and buds number and with Gaussian distribution for floral traits and for flowers and buds biomass. For every model, the ramet was inserted in the model as a random factor, while the treatment (isolated or clonal condition) was inserted as a fixed variable. All analyses were carried on R Statistical Software (R Core Team, 2016), using the package lme4.

## **3. RESULTS**

Investment in reproductive structures and most part of floral traits showed clear and significant responses to clonal integration interruption through stolons severing. Individuals

that remained attached to mother ramets presented a bigger floral display and bigger floral traits in comparison to individuals that had their stolons cut. Sexual investment was also higher, with ramets connected to mother ramets bearing flowers that were more robust than those generated by ramets without connection to mother ramets.

The number of reproductive structures was not different for clonal and isolated plants. Both bud ( $\chi^2 = 1.30$ ,  $p = 0.25$ ), and flower numbers ( $\chi^2 = 2.08$ ,  $p = 0.14$ ) did not differ between clonality treatments. Reproductive structures biomass, however, showed a different pattern. Bud biomass did not differ between treatments ( $\chi^2 = 3.33$ ,  $p = 0.061$ ), but flower biomass was significantly higher for individuals that remained attached to mother ramets in comparison to those which stolon connections were cut out ( $\chi^2 = 44.05$ ,  $p < 0.001$ , Fig 2).

Ramets isolation from mother ramets presented a strong influence on floral traits. Flower length was smaller in ramets without connection ( $\chi^2 = 55.67$ ,  $p < 0.0001$ , Fig. 3A), as flowers estimated to be 1.16 cm shorter than flowers in clonal condition. The banner petal was also smaller on individuals that were kept under isolated condition ( $\chi^2 = 16.85$ ,  $p < 0.0001$ , Fig. 3B). This was expected, as banner petal length was positively correlated with flower size ( $r = 0.72$ ), which was bigger on clonal plants. Nectar guides on banner petals were also smaller on flowers on isolated individuals ( $\chi^2 = 3.91$ ,  $p = 0.047$ , Fig. 3C). Nor long ( $\chi^2 = 3.49$ ,  $p = 0.061$ ), or short ( $\chi^2 = 0.49$ ,  $p = 0.48$ ) stamens showed differences in length between flowers generated by clonal and isolated plants. However, styles length was larger in flowers arising from clonal individuals ( $\chi^2 = 7.69$ ,  $p = 0.0005$ , Fig. 3D).

#### **4. DISCUSSION**

Clonal growth has been largely discussed as a process that can potentially undermine sexual reproduction on plants, our results, however, show that clonal integration may be an important mechanism improving flowers production and enhancing floral display. The

antagonisms between sexual and asexual reproduction are not simple and a clear resolution is not available yet (Eriksson, 1997; Silvertown, 2008; Vallejo-Marín, 2010). Many mechanisms have been suggested in order to explain these relationships. From the point of view of the developmental state (Watson, 1984), meristem limitation may be responsible for apparent trade-offs between sexual and asexual reproduction, as plants engaged in asexual reproduction would not invest in flowering, as a meristem committed to a new shoot growth and maintaining would not be available for flower shoots development. This case has been specifically analysed for *E. crassipes* by Watson (1984, 1988). She argued that a developmental program was the main driver of the allocation patterns for new ramets or flowering shoots in *E. crassipes*, and that carbon uptake would not mean a true limitation for plants life history processes. This would generate an absence of influence of sexual reproduction on vegetative growth, because carbon would be enough for investment in both functions. This seems to hold true for our data when the number of flower and vegetative buds are analysed, as both isolated ramets and those ones that remained attached to mother ramets produced a similar number of vegetative offspring, and also a similar number of flowers per ramet.

However, our study has shown that flower biomass and length were higher on ramets attached to the mother plants than the isolated ones. This leads us to point of view of the theory resource allocation (Gadgil and Solbrig, 1972; Stearns, 1992; Weiner, 2004), which has traditionally been considered to be a ratio driven process: ‘partitioning’. According to this perspective, a plant with a given amount of resources at any point in time partitions these resources among different structures or activities (Weiner, 2004, 2009).

In this sense, the lack of resources would obligate the ramet to invest in sexual or asexual reproduction, as under a limitation on resources for metabolism and biomass gain the increase in resource allocation to one function would reduce that to another functions (Bai et

al., 2009; Liu et al., 2009). Clonal integration may decrease this resource competition among ramets on a site, and growth of ramets, for example, will be controlled by the internal allocation of resources within the integrated plants as a whole. This may allow ramets attached to their mother ramets to produce larger and more robust flowers, even when sharing resources to the mother ramet, because they will both act as a single productive unit, possessing a bigger root system, that would be more efficient on nutrient uptake from water, in contrast to an isolated ramet. In the specific case of *E. crassipes*, flowering processes are linked to a low nutrient content on water (Richards, 1982; Watson and Brochier, 1988), and a bigger root system would allow ramets within a clone to maximize their nutrients uptake. This pattern is strong for other aquatic plants, as Xiao et al. (2011) showed that for *Spartina alterniflora* ramets, integration was responsible for an increase on flower production when ramets were linked to mother ramets. Life history theory has emphasized the importance of allocation patterns to plant reproductive processes (Abrahamson and Gadgil, 1973) and size-dependent sex allocation is widely observed among flowering plants (Klinkhamer and de Jong, 1997). Allocation is the central concept in life history theory (Stearns, 1992) and large organisms tend to make more of everything than those that are small (Reznick et al., 2000). Allocation patterns reflect ecological strategies that arisen as a result of different selection pressures and constraints (Bonser and Aarssen, 2001). The primary effects of environment on plants reproductive processes occur via plant size (Weiner et al., 2008), since plant size can affect the probability of a plant flowering onset (Weiner et al., 2009), and determines a plant reproductive output when it does occur (Weiner, 1988). In our experiment, plants that remained attached to mother ramets were bigger than isolated ramets (G. R. Demetrio and F. F. Coelho, pers. obs.), and this may have enhanced sexual investment through the movement of resources from mother to daughter ramets, and the investment of resources stored on the

stolons. This would be due to the ability of clonal organs to enhance resource uptake and storage (Grace, 1993).

In relation to flower traits, clonal strategy has been argued as possessing a potential impact on mating processes and patterns, what would affect reproductive success (Handel, 1985; Mori et al., 2009). A higher number of flowers per ramet would increase the rates of geitonogamy, since pollinators tend to visit a smaller proportion of flowers in patches with larger floral displays (Ohashi and Yahara, 1998; Karron and Mitchel, 2012). However, rates of pollinators visitation may vary in relation to features of floral design, as floral size. Different insect taxa show very different responses to variation in floral size and some groups show a marked preference for larger floral sizes (Thompson, 2001). In our experiments stamens length was not different among isolated and ramets linked to mother ramets, but style length was bigger in ramets that remained attached to mother plants. This may be expected as style length and position are plastic in several taxa (Barret et al., 2000).

In fact, floral traits are selected to ensure sexual reproduction, because cross-fertilization increases genetic variability, which is advantageous to offspring (Charlesworth and Charlesworth, 1987). In our study, floral traits involved with pollinators attraction, as flower size (Rosas-Guerrero et al., 2011), and nectars guidelines length were bigger on ramets that remained attached to mother plants, what may suggest that clonal integration may be important on enhancing pollinators visitation, and so, sexual reproduction, as a higher floral display may allow higher pollination rates (Klinkhamer et al., 1989). This may be highly important, because clonal growth itself influences ramets shape and distribution, what may affect crossing opportunities between individuals. To understand how the variation in floral traits affects the variability and success of flower visitors interaction patterns in *E. crassipes* is a task for future studies.



We conclude that clonal integration changes *E. crassipes* abilities of uptaking and investing resources on sexual reproduction and is a key life history trait, as it allows plants to ensure greater sexual investment. This process may be identified as a persistence strategy for aquatic plants (Coelho et al., 2005). Furthermore, clonal integration also generates variability in floral traits, what may affect plant's reproductive success by mediating different plant-animal interactions amongst plant individuals (Gómez and Perfecti, 2012).

## 5. ACKNOWLEDGEMENTS

We thank CAPES for the grant given to the first author, Prof. Dr. Silvério José Coelho for the logistic support for greenhouse, Ana Fávaro and Eberton Borodinas for the help with plant sampling, and Iara Ferreira, for the help during the greenhouse experiments.

## 6. REFERENCES

- Abrahamson, W.G. 1980. **Demography and vegetative reproduction**. In O.T. Solbrig (ed.), Demography and the evolution of plant populations. Blackwell Scientific, Oxford, England. pp. 89-106.
- Abrahamson, W.G., Gadgil, M. 1973. **Growth form and reproductive effort in goldenrods (*Solidago*, Compositae)**. Am. Nat. 107: 651-661.
- Alvarenga, E.A., Barbosa, M.E.A., Demetrio, G.R. 2013. **Density-dependent morphological plasticity and trade-offs among vegetative traits in *Eichhornia crassipes* (Pontederiaceae)**. Acta Amaz. 43:455-460.
- Alpert, P. 1999. **Effects of clonal integration on plant plasticity in *Fragaria chiloensis***. *Plant Ecol.* 141:99–106.
- Andersson, S. 1994. **Floral stability, pollination efficiency, and experimental manipulation of the corolla phenotype in *Nemophila menziesii* (Hydrophyllaceae)**. Am. J. Bot. 81:1397–1402.

- Armbruster, S.W., Pelabon, C., Hansen, T.F., Mulder, C.P.H. 2004. **Floral integration, modularity, and accuracy: distinguishing complex adaptations from genetic constraints.** In: Pigliucci M, Preston K, eds. Phenotypic integration: studying the ecology and evolution of complex phenotypes. Oxford, UK: Oxford University Press, 23–50.
- Bai, W.M., Sun, X.Q., Wang, Z.W., Li, L.H. 2009. **Nitrogen addition and rhizome severing modify clonal growth and reproductive modes of *Leymus chinensis* population.** Plant Ecol. 205:13–21.
- Barrett, S.C.H. 1980. **Sexual reproduction in *Eichhornia crassipes* (Water Hyacinth). 1. Fertility of clones from diverse regions.** J. Appli. Ecol. 17: 101–112.
- Barrett, S.C.H. 1989. **Waterweed invasions.** Sci. Am. 260: 90–97.
- Barrett, S.C.H., Forno, I.W. 1982. **Style morph distribution in New World populations of *Eichhornia crassipes* (Mart.) Solms-Laubach (Water Hyacinth).** Aq. Bot. 13:299–306.
- Barrett, S.C.H., Jesson, L.K., Baker, A.M. 2000. **The evolution and function of stylar polymorphisms in flowering plants.** Ann. Bot. 85: 253–265.
- Bazzaz, F.A. 1997. **Allocation of resources in plants: state of the science and critical questions.** In: F.A.Bazzaz and J.Grace (eds.) Plant Resource Allocation, pp. 1–37. Academic Press, San Diego, California, USA.
- Bonser, S.P., Aarssen, L.W. 2001. **Allometry and plasticity of meristem allocation throughout development in *Arabidopsis thaliana*.** J. Ecol. 89, 72–79.
- Bonser, S.P., Aarssen, L.W. 2003. **Allometry and development in herbaceous plants: functional responses of meristem allocation to light and nutrient availability.** Am. J. Bot. 90, 404–412.
- Buchanan, A. L. 2015. **Effects of damage and pollination on sexual and asexual reproduction in a flowering clonal plant.** Plant Ecol. 217:273-282.
- Charlesworth, D., Charlesworth, B. 1987. **Inbreeding depression and its evolutionary consequences.** Ann Rev Ecol Syst 18: 237–268.
- Coelho, F.F., Capelo, C., Figueira, J.E.C., 2008a. **Seedlings and ramets recruitment in two rhizomatous species of rupestrian grasslands: *Leiothrix curvifolia* var. *lanuginosa* and *Leiothrix crassifolia* (Eriocaulaceae).** Flora, 203:152-161.


- Coelho, F.F., Capelo, C., Ribeiro, L.C., Figueira, J.E.C. 2008b. **Reproductive modes in *Leiothrix* (Eriocaulaceae) in south-eastern Brazil: the role of microenvironmental heterogeneity.** *Ann. Bot.* 101:353-360.
- Coelho, F.F., Lopes, F.S., Sperber, CF. 2005. **Persistence strategy of *Salvinia auriculata* Aublet in temporary ponds of southern Pantanal, Brazil.** *Aq. Bot.* 81: 343-352.
- Cresswell, J.E. 1998. **Stabilizing selection and the structural variability of flowers within species.** *Ann. Bot.* 81:463-473.
- Demetrio, G.R., Coelho, F.F., Barbosa, M.E.A. 2014. **Body size and clonality consequences for sexual reproduction in a perennial herb of Brazilian rupestrian grasslands.** *Braz. J. Biol.* 74: 744-749.
- Eckert, C.G. 2002. **The loss of sex in clonal plants.** *Evol. Ecol.* 15:501–520.
- Eriksson, O. 1997. **Clonal life histories and the Evolution of seed recruitment.** In: de Kroon, H., van Groenendael, J. (eds.) *The ecology and evolution of clonal plants.* Backhuys Publishers, Leiden, pp. 211-226.
- Gadgil, M., Solbrig, O. 1972. **The concept of r and K selection: evidence from wildflowers and some theoretical considerations.** *Am. Nat.* 106:14–31.
- Gómez, J.M., Perfectti, F. 2012. **Fitness consequences of centrality in mutualistic individual-based networks.** *Proc. Royal Soc. B* 279:1754–1760.
- Grace J.B. 1993. **The adaptive significance of clonal reproduction in angiosperms: An aquatic perspective.** *Aq. Bot.* 44:159–180.
- Harper J. L. 1977. **Population biology of plants.** Academic Press, London, UK.
- Handel, S.N. 1985. **The intrusion of clonal growth patterns on plant breeding systems.** *Am. Nat.* 125, 367–384.
- Hooper, D., Chapin, F., Ewel, J., Hector, A., Inchausti, P., Lavorel, S., Lawton, J., Lodge, D., Loreau, M., Naeem, S., Schmid, B., Setälä, H., Symstad, A.J., Vandermeer, J. 2005. **Effects of biodiversity on ecosystem functioning: a consensus of current knowledge.** *Ecological Monographs* 75: 3–35.
- Ikegami, M., Whigham, D.F., Werger, M.J.A. 2008. **Optimal biomass allocation in heterogeneous environments in a clonal plant – spatial division of labor.** *Ecol. Model.* 213:156-164.

- Karron, J.D., Mitchell, R.J. 2012. **Effects of floral display size on male and female reproductive success in *Mimulus ringens***. *Ann. Bot.* 109: 563-570
- Klinkhamer, P.G.L., de Jong, T.J., De Bruyn, G.J. 1989. **Plant size and pollinator visitation in *Cynoglossum officinale***. *Oikos* 54: 201–204.
- Klinkhamer, P.G.L., De Jong, T.J. 1997. **Size-dependent allocation to male and female reproduction**. In: F. A. Bazzaz and J. Grace (eds.), *Plant Resource Allocation*. Academic Press, San Diego. pp 211-229.
- Kuppler, J., Höfers, M.K., Wiesmann, L., Junker, R.R. 2016. **Time-invariant differences between plant individuals in interactions with arthropods correlate with intraspecific variation in plant phenology, morphology and floral scent**. *New Phytol.* 210:1357-1368.
- Liu, F., Chen, J.M., Wang, Q.F. 2009. **Trade-offs between sexual and asexual reproduction in a monoecious species *Sagittaria pygmaea* (Alismataceae): the effect of different nutrient levels**. *Plant Syst. Evol.* 277:61–65.
- Malves, K., Coelho, F.F. 2015. **Gall influence on flower production in *Solanun lycocarpum* (Solanaceae)**. *Pak. J. Bot.* 47:731.734.
- Mori, Y., Nagamitsu, T., Kubo, T., 2009. **Clonal growth and its effects on male and female reproductive success in *Prunus ssiori* (Rosaceae)**. *Popul. Ecol.* 51:175-186.
- Ohashi, K., Yahara, T. 1998. **Effects of variation in flower number on pollinator visits in *Cirsium purpuratum* (Asteraceae)**. *Am. J. Bot.* 85:219-224.
- Pott, V.J., Pott, A. 2000. **Plantas Aquáticas do Pantanal**. Brasília: Embrapa. 404 pp.
- R Core Team. 2017. **R: A language and environment for statistical computing**. R Foundation for Statistical Computing, Vienna, Austria. URL <http://www.R-project.org/>.
- Richards, A.J. 1986. **Plant breeding systems**. London: Chapman & Hall.
- Richards, J. 1982. **Developmental potential of axillary buds of water hyacinth, *Eichhornia crassipes* Sölms. (Pontederiaceae)**. *Am. J. Bot.* 69:615-622.
- Reekie, E.G., Bazzaz, F.A. 1987. **Reproductive effort in plants. 1. Carbon Allocation to reproduction**. *Am. Nat.* 129:876-896.
- Reznick, D., Nunney, L., Tessier, A. 2000. **Big houses, big cars, superfleas and the costs of reproduction**. *Trends Ecol. Evol.* 15: 421–425.
- Rosas-Guerrero, V., Quesada, M., Armbruster, W.S., Pérez-Barrales, R., Smith, S.D. 2011. **Influence of pollination specialization and breeding system on floral integration and phenotypic variation in *Ipomoea***. *Evolution* 65:350–363

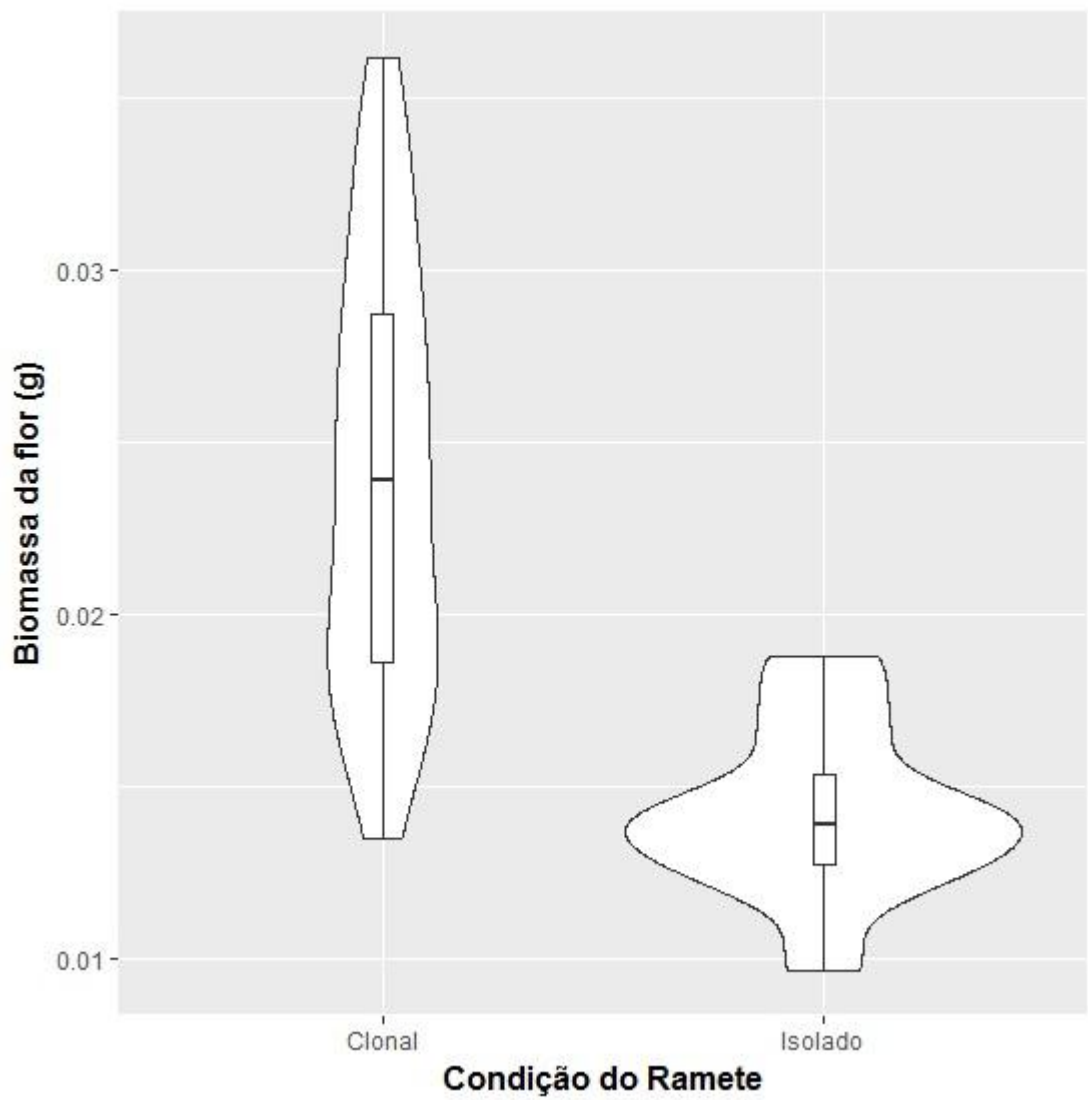
- Silvertown., J. 2008. **The evolutionary maintenance of sexual reproduction: evidence from ecological distribution of asexual reproduction in clonal plants.** *Int. J. Plant Sci.* 169:157-168.
- Stearns, S.C. 1992. **The evolution of life histories.** Oxford University Press, NY.
- Stuefer J.F., During, H.J., de Kroon, H. 1994. **High benefits of clonal integration in two stoloniferous species, in response to heterogeneous light environments.** *J. Ecol.* 82:511–518.
- Thompson, J.D. 2001. **How do visitation patterns vary among pollinators in relation to floral display and floral design in a generalist pollination system?** *Oecologia* 126: 386–394.
- Thompson, F.L., Eckert, C. G. 2004. **Trade-offs between sexual and clonal reproduction in an aquatic plant: experimental manipulation vs. phenotypic correlations.** *J. Evol. Biol.* 17:581-592.
- Vallejo-Marín, M., Dorken, M.E., Barret, S.C.H. 2010. **The ecological and evolutionary consequences of clonality for plant mating.** *Ann. Rev. Ecol. Evol. Syst.* 41:193-213.
- Van Kleunen, M., Fischer, M., Schmid, B. 2002. **Experimental life-history evolution: selection on the allocation to sexual reproduction and its plasticity in a clonal plant.** *Evolution* 56: 2168–2177.
- Watson, M.A. 1984. **Developmental constraints: effect on population growth and patterns of resource allocation in a clonal plant.** *Am. Nat.* 123: 411-426.
- Watson, M.A., Brochier, J. 1988. **The role of nutrient levels on flowering in water hyacinth.** *Aq. Bot.* 31:367-372.
- Weiner, J. 1988. **The influence of competition on plant reproduction.** *In: J Lovett-Doust, L Lovett-Doust (eds) Plant Reproductive Ecology: Patterns and Strategies. Oxford University Press, New York. pp. 228–245.*
- Weiner, J. 2004. **Allocation, plasticity and allometry in plants.** *Persp Plant Ecol. Evol. Syst.* 6:207–215.
- Weiner, J., Campbell, L. G., Pino, J., Echarte, L. 2009. **The allometry of reproduction within plant populations.** *J Ecol.* 97:1220–1233

- Xiao, Y., Tang, J., Qing, H., Zhou, C., An, S. 2011. **Effects of salinity and clonal integration on growth and sexual reproduction of the invasive grass *Spartina alterniflora***. *Flora* 206;736-741.
- Xie, L., Guo, H., Ma, C. 2016. **Alterations in flowering strategies and sexual allocation of *Caragana stenophylla* along a climatic aridity gradient**. *Sci. Rep.* 6:33602.
- Yu, F.H., Dong, M., Zhang, C.Y. 2002. **Intraclonal resource sharing and functional specialization of ramets in response to resource heterogeneity in three stoloniferous herbs**. *Acta Bot. Sin.* 44 468–473

## FIGURES AND LEGENDS

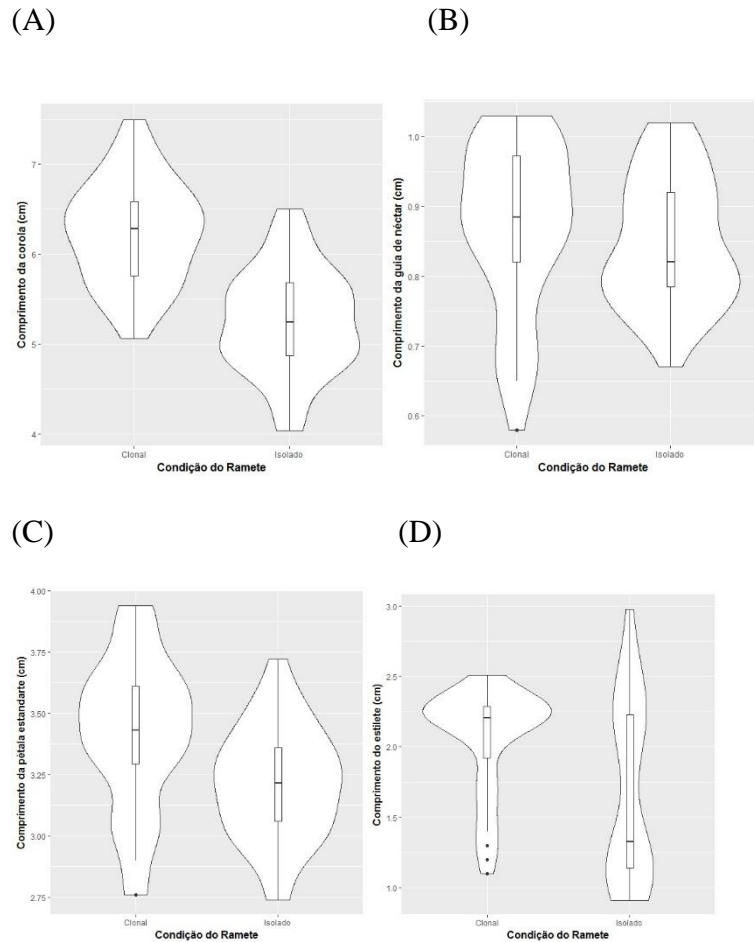


**Figure 1.** General flower morphology of *Eicchornia crassipes*. Stamens are pointed with black arrows. The solid line shows the short stamens, while the dashed line points the long ones. The red arrow points the style head, just below the long stamens whorl.



**Figure 2.** Flowers biomass (g) in ramets that remained attached to mother plants (C) *versus* those ones which stolons were severed (I).





**Figure 3.** Floral traits comparison between ramets that remained attached to mother plants (Clonal) and those which stolons were severed (Isolated): (A) Flower length (cm); (B) Banner petal length (cm); (C) Nectar guideline length (cm); (D) Styles length (cm). The boxes represent the quartiles, the line on the box represent the median, vertical lines represent the mean error, dots represent outliers and the area around the boxes represent the data dispersion.

**ARTIGO 2**  
INTRA INDIVIDUAL DIFFERENCES IN FLOWER TRAITS ON *Eicchornia crassipes*  
(Pontederiaceae) ARE EXPLAINED BY CLONAL INTEGRATION, RESOURCE  
AVAILABILITY AND FLOWER POSITION

INTRA INDIVIDUAL DIFFERENCES IN FLOWER TRAITS ON *Eicchornia crassipes*  
(Pontederiaceae) ARE EXPLAINED BY CLONAL INTEGRATION, RESOURCE  
AVAILABILITY AND FLOWER POSITION

Guilherme Ramos Demetrio<sup>1,\*</sup>, Flávia Freitas Coelho<sup>2</sup>

<sup>1</sup> Programa de Pós-graduação em Ecologia Aplicada, Universidade Federal de Lavras,  
Campus Universitário, 37200-000, Lavras, MG.

<sup>2</sup> Departamento de Biologia, Universidade Federal de Lavras, Campus Universitário, 37200-  
000, Lavras, MG.

\* Corresponding author: gramosdemetrio@gmail.com

For submission to American Journal of Botany

**ABSTRACT**

Intra individual variation on floral traits are strongly linked to plants fitness, and thus, play a central role on sexual selection. This variation may arise from a variety of sources, as architectural constraints, such as flower position on the inflorescence axis, and environmental conditions. In relation to the environment influences on floral traits, the most common causes of variation are linked to the presence of pollinators, to foraging patterns and to the availability of local resource pools. The aim of this work was to evaluate how clonal integration and resource impoverishment via defoliation influences floral trait variation on individuals of *Eicchornia crassipes*. We set greenhouses experiments and accessed data about flower display and primary sexual structures production. Data was analysed via general linear mixed modelling and model selection. We found that architecture and resource availability are important to shape floral traits in *E. crassipes* and that clonal integration may be a stability source for these characters. We conclude that sexual reproduction is strongly influenced by

clonal integration and resource availability in *E. crassipes* and suggest that southern Brazilian populations may be not limited by pollinators absence.

Keywords: clonality; flower morphology; intraindividual variation; sexual reproduction;

## **1. INTRODUCTION**

Ecological and evolutionary studies have long emphasized variability among populations and/or specific functional traits (Newton et al., 1999; Dai et al., 2016; Delgado-Dávila et al., 2016). However, between individual differences has gained attention and recently incorporated to ecological studies (Violle et al., 2012; Kuppler et al., 2016). This variation is of high importance for evolutionary processes, mainly because natural selection will favour the allocation of finite resources to different functions in a way that maximizes plant fitness (Stearns, 1992; Roff, 2002). In this sense, plant traits as flowers size and patterns of sexual investment within the individual deeply influence plant mating, and are, thus, subjected to natural and sexual selection (Thomson, 1988; Ohara and Higash, 1994; Torices and Méndes, 2011).

Within-plant variation can affect interaction patterns (Biernaskie et al., 2002), and great part of this variation seems to be absorbed by flowers and inflorescences (Winn, 1991; Diggle, 1995, 1997), when compared to inter individual levels. It is comprehensive to understand this high level of variation when one recognizes that the flowers are not a unique organ, but a group of several independent organs covarying (Berg, 1956, 1960; Ishii and Morinaga, 2005) exhibiting high degrees of integration in working together as reproductive structures.

This variation of floral traits within individuals/inflorescences can reflect differences in environmental and/or ecological factors, such as plant size (Zhao et al., 2007; Zhang et al.,

2014), pollinator behaviour, out-crossing rates (Iwaizumi and Sakai, 2004) and local resource environments (Austen et al., 2015). These differences can also be explained by architectural effects of resource conditions among flowers at different positions (Brunet and Charlesworth, 1995; Mazer and Dawson, 2001). The internal resource gradients caused by proximal-to-distal decline in vasculature size (Byrne and Mazer, 1990; Wolfe, 1992), specially on plants that show acropetal flowering (Thomson, 1989; Wolfe, 1992; Zhao et al., 2008) as *Eicchornia crassipes*, may result in a resource gradient in which basal flowers are prone to receive more resources than those located on more distal positions, acting like a resource sink.

In this sense, plants in different resource conditions are prone to show different patterns of intraindividual variation. In clonal plants, clonal integration may represent an important mechanism of resource exploitation allowing the exchange of nutrients and photosynthates among parental and daughter ramets, including the differentiation in function for each ramet composing a clone, a process called labour division (Stuefer et al., 1994; Stuefer, 2002; Demetrio et al., 2014), what may influence the intra-individual floral variation patterns.

The objective of this work was to examine how clonal integration, resource availability and flower position interact to determine intra-individual variation of sexual reproductive traits. We hypothesized that i) ramets that remain attached to parental plants should show lower floral variation due to high availability of resources when compared to defoliated and isolated ramets and, ii) defoliated ramets should present the highest floral position influence on sexual reproductive traits because flowers located in more proximal positions on the inflorescence would represent a strong resource drain (Buide et al., 2008; Brookes, 2010; Cao et al., 2011).

## **2. MATERIALS AND METHODS**

## **2.1 Study species**

*Eichhornia crassipes* (Mart.) Sölm. is a free-floating aquatic macrophyte (Barret, 1980a,b, Pott and Pott, 2000), native from the Amazon river basin (Pott and Pott, 2000). In the last years, it has been recognized as an aggressive invasive species (Holm, 1977), reaching a worldwide distribution (Barret, 1989). This increase in its geographic range may be related to the vigorous reproductive processes, that occur both via asexual and sexual pathways (Barret, 1980a; Watson, 1984). Sexual reproduction is not constrained by oligotrophic habitats (Watson and Brochier, 1988), and does not look like to be a weakening factor for asexual reproduction (Watson, 1984). Sexual reproductive structures appear grouped in an inflorescence that generally arises from the apical meristem and bears showy light purple flowers that open in an acropetal order (from the bottom to the top of the inflorescence).

## **2.2 Plant sampling**

All plant material was collected from a large monospecific mat located at Represa do Funil, Ijaci, Lavras, Minas Gerais, Brasil. Plants were collected and previously washed in the field. We selected adult ramets (identified by the presence of newly produced sexual reproductive structures or their remaining - as old floral scapes) with no signs of foliar herbivory or diseases. We selected a total of 90 ramets that were put in plastic bags filled with some water to avoid root desiccation and took them to a greenhouse at Federal University of Lavras in order to carry the experiment.

## **2.3 Greenhouse experiment**

We distributed the ramets among 18 pots filled with 17 L of tap water. Ramets were left inside the greenhouse for a period of two weeks without any interference in order to allow an acclimation period. After this time, we selected 18 ramets of similar size that were isolated in pots filled with 17 L of tap water. The ramets were cultivated until the production of

asexual offspring for each of the selected ones. This first generation of ramets produced under greenhouse conditions are referred as “parental” from hereafter. Parental ramets remained attached to the ramets from which they derived until they also produced a generation of asexual offspring.

After this, parental ramets and their offspring were isolated, forming the basic sampling unit of the experiment. These groups were placed in 27 pots filled with 17 L of tap water. After this, we set three treatments on these parental-daughter ramets groups. The first one, ‘isolation treatment’, consisted on nine daughter ramets that were experimentally split off from their parental ramets. The second one, ‘clonal treatment’, consisted on the maintenance of nine groups as originally conceived, with the daughter ramet attached to the mother ramet. The third one, ‘Defoliation and Isolation treatment’, consisted on nine daughter ramets that were experimentally split off from their parental ramets and also had all of their leaves removed at the beginning of the experiment, simulating a resource shortage. The experiment was carried out during three months and plants were daily checked in order to sample for flowers, as flowers last for only 24 hours.

#### **2.4 Flower traits measurement**

Every time a plant flowered, flowers were promptly taken to the laboratory. We assigned a number for each flower in an inflorescence, in a scale from one to seven (the maximum number of flowers we found in a unique inflorescence), in what one represented the most bottom flower and the subsequent numbers represented the upper positions in the inflorescence. In the laboratory, each flower was dried to constant weight and biomass was measured in a precision balance. We also measured each flower’s corolla length, banner petal length, nectar guideline length, short and long stamens length, and stylus length with a digital caliper with 0.001 cm precision for all flowers in each treatment.

## 2.5 Data analysis

All variables were tested for normality with Shapiro-Wilk tests. In order to evaluate the influence of flower position on *E. crassipes* floral traits and its possible interactions with clonal integration, we applied GLMM's with Gaussian distribution for all variables. In order to validate our data distribution choices we carried out normality tests for the residuals, in which we verified normal distributions for all of them. For every model, the ramet was inserted in the model as a random factor, whereas flower position, treatment (isolated, clonal condition, or defoliation), and their interaction term were inserted as a fixed variable. After that, we ran a model selection, using the function dredge, of the package MuMin, for each response variable, and the best models were considered to be those composing a group containing the model with the lowest AICc value and those whose delta were lower than 2. The variables were discussed according to its appearance in the candidate models and their effect direction was discussed based on the summary of the model with the lower AICc among the candidate models, if there were more than one. All analyses were carried on R Statistical Software (R Core Team, 2016), using the package lme4.

## 3. RESULTS

Flower position appeared in the candidate models as a potential explanation for intra-individual floral traits variation for all measured traits in this experiment. However, trait responses did not show a consistent pattern. Clonal integration also had effects on floral traits, and the interaction of flower position and clonal integration were only statistically significant for secondary sexual reproductive traits (floral display and pollinator attractiveness) (Table 1).

In regard to sexual primary function, here listed as long stamens whorl length, short stamens whorl length, and style length, flower position and treatment terms of the models



showed influences, with the interaction being not significant (Table 1). For these three traits, the candidate models showed that flower position had a negative effect, indicating that flowers tend to produce shorter structures on apical flowers when compared to the basal ones. The best model, however, only included the treatment, showing that the resource depletion has a strong influence on the structures size in comparison to flower position influence (Table 2). Here, an interesting pattern arose. ‘Defoliation’ treatment promoted an increase on the size of the structures when compared to ‘Clonal’ treatment, while the ‘Isolation’ treatment, in general, showed shorter structures than those of the flowers generated by plants of the ‘Clonal’ treatment (Table 2).

In relation to sexual secondary function, related to floral display and pollinators attraction, here listed as floral biomass, corolla length, banner petal length and nectar guideline length, the interaction term was significant in all of the best models (Table 1). All the measured floral traits, with exception of floral biomass, decreased in function of floral position from the bottom to the top of the inflorescence, and this decrease was stronger on plants of the ‘Defoliation’ treatment (Table 2). Nectar guideline length was the only floral trait of ‘Defoliation’ treatment plants that had a smoother decrease in relation to the treatments, with ‘Isolated’ treatment plants showing the strongest reduction in nectar guidelines length with the increase of flower position (Table 2).

#### **4. DISCUSSION**

Our results showed clear patterns of intra individual variation on floral traits, affected by treatments. When the traits are related to the flower primary function, the sexual reproduction *per se*, flower position had no influence, while resource availability was a driver for stamens and style sizes. In the case of traits of floral display, associated to pollinator attraction, a combination of flower position and resource availability was the main driver for traits size variation.

Floating plants are constantly submitted to a variety of habitats and may anchor on patches with low resource availability. Life-history theory would predict strong trade-off patterns (Stearns, 1992; Roff, 2002), with some plant activities being impaired by allocation shortage. However, even after a plant made its “decision” on how much to allocate to each life history main process (survival, growth, and reproduction), there are many “sub-functions” that are also prone to suffer trade-offs. In sexual reproduction, for example, the individual has to divide the allocated resources among, e.g., pollinators attractiveness, floral stalks and floral reproductive organs (anthers and ovaries). This would generate a hierarchical resource allocation (Cao and Worley, 2013).

In our experiment, the plants under the lowest resource availability (those that were splitted of their parental ramets, precluding resources sharing via clonal integration, and had their leaves removed), exhibited little influences of intra individual investment on sexual reproductive organs size, what did not happen to floral display traits. This could represent an evolutionary response to environmental stress. Some disturbs may promote sexual reproduction on aquatic plants (Eckert et al., 2016), and under stress conditions, aquatic plants usually allocate a great amount of resources to sexual reproduction, when compared to asexual reproduction (Coelho et al., 2005).

In some cases, severed ramets can produce more inflorescences under nutrient and water limitation, as Evans (1992) reports for *Hydrocotyle bonariensis*. In this sense, *E. crassipes* ramets may have perceived defoliation and absence of clonal integration as a high stress level, what may have biased the decision towards investment on sexual reproductive organs. In this sense, why the ramets did not invested on floral display, the main dispositive for pollinators attraction? Besides the apparent importance of pollinator foraging to extensive clonal heterostylous species (Barret, 2015), a previous study carried out in an extensive range of *E. crassipes* found a low number of populations showing insect visitation (Barret, 1980b),

and clones of *Eicchornia crassipes* ramets are reported in literature as possessing weak or absent self-incompatibility (Barret, 1980a), what promotes the production of seeds even under pollinator absence.

These selfing behaviour is strong on southern Brazilian populations, where self and crossed pollinated plants do not appear to show fertility differences (Barret 1980a). A high occurrence of selfing was also registered for a population of *E. crassipes* that occur on a seasonal marsh, where seeds, resistant propagules, are formed right before the dry season (Barret 2015). Cao et al. (2011) also showed an increase on sexual reproductive structures (ovule and pollen grains) within defoliated ramets. In this way, for the plants in our experiment, it seems to be more important to guarantee the production of functional reproductive organs than to attract pollinators, since seeds will be set in its absence.

‘Isolated’ ramets produced smaller structures when compared to ‘Clonal’ and ‘Defoliated’ ramets, and an effect of flower position on decreasing floral traits from the bottom to the top of the inflorescence. Clonal integration is central for clonal plants functioning (van Groenendael and de Kroon, 1990; Liu et al., 2016) as they enable physiological integration via the maintenance of connections (Dong, 2011). These complex patterns of translocation (Dong, 1996, 2011), may promote an increase in resource foraging (Liu et al., 2016), and even a labour division (Stuefer et al., 1994; Demetrio et al., 2014; Liu et al., 2016). In the case of the ‘Isolated’ plants, a ramet bearing a limited number of roots and leaves was entirely responsible for nutrient uptake, photosynthesis and the allocation of resources to sexual and asexual reproduction. In the absence of the connection with parental plants, the amount of resources available for these functions in each daughter ramet decreased, generating the pattern of flower shortening that was observed along the inflorescence axis, that occurred in a softer way in ‘Clonal’ ramets.

We conclude that floral traits show great intra individual variation in *E. crassipes* ramets, and that this variation is driven by architecture, mediated by flower position, resource availability, and by the nature of the trait function. Traits that are linked to the ultimate output of a function, as stamens and style in relation to sexual reproduction in high fertile self-pollinated plants, suffer less variation than those that are linked to secondary functions, as pollinator attractiveness, in this case. Our data corroborate the idea that sexual reproduction is strongly influenced by environmental conditions in *E. crassipes*, (Barret, 1980a), and suggest that populations of water-lily may be not limited by pollinators absence.

## 5. ACKNOWLEDGEMENTS

We thank CAPES for the grant given to the first author, Prof. Dr. Silvério José Coelho for the logistic support for greenhouse, Ana Fávaro and Eberton Borodinas for the help with plants sampling, and Iara Ferreira, for the help during the greenhouse experiments.

## 6. REFERENCES

- Austen, E.J., Forrest, J.R.K., Weis, A.E. 2015. **Within-plant variation in reproductive investment: consequences for selection on flowering time.** *J. Evol. Biol.* 28: 65–79.
- Barrett, S.C.H. 1980a. **Sexual reproduction in *Eichhornia crassipes* (Water Hyacinth). 1. Fertility of clones from diverse regions.** *J. Appli. Ecol.* 17: 101–112.
- Barrett, S.C.H. 1980b. **Sexual reproduction in *Eichhornia crassipes* (Water Hyacinth). 2. Seed production in natural populations.** *J. Appli. Ecol.* 17: 113–124.
- Barrett, S.C.H. 1989. **Waterweed invasions.** *Sci. Am.* 260: 90–97.
- Barrett, S.C.H. 2015. **Influences of clonality on plant sexual reproduction.** *Proc. Natl. Acad. .Sci. U.S.A.* 112:8859-8866.
- Berg, R.L. 1959. **A general evolutionary principle underlying the origin of developmental homeostasis.** *Am. Nat.* 93:103-105

- Berg, R.L. 1960. **The ecological significance of correlation Pleiades.** *Evolution* 43:1398-1416.
- Biernaskie, J.M., Cartar, R.V., Hurly, T.A. 2002. **Risk averse inflorescence departure in hummingbirds and bumble bees: could plants benefit from variable nectar volumes?** *Oikos* 98:98–104.
- Brookes, R. H. 2010. **Variation in reproductive investment within inflorescences of *Stylidium armeria* following pollen and resource manipulations.** *Ann. Bot.* 105:697-705.
- Brunet, J., Charlesworth, D. 1995. **Floral sex allocation in sequentially blooming plants.** *Evolution* 49: 70–79.
- Buide, M.L. 2008. **Disentangling the causes of intrainflorescence variation in floral traits and fecundity in the hermaphrodite *Silene acutifolia*.** *Am. J. Bot.* 95:490-497.
- Byrne M., Mazer S.J. 1990. **The effect of position on fruit characteristics, and relationships among components of yield in *Phytolacca rivinoides* (Phytolaccaceae).** *Biotropica* 22 353–365.
- Cao, G., Xue, L., Li, Y., Pan, K. 2011. **The relative importance of architecture and resource competition in allocation to pollen and ovule number within inflorescences of *Hosta ventricosa* varies with the resource pools.** *Ann. Bot.* 107:1413-1419.
- Cao, G.-X. and Worley, A.C. 2013. **Life history trade-offs and evidence for hierarchical resource allocation in two monocarpic perennials.** *Plant Biol.* 15:158-165.
- Coelho, F.F., Lopes, F.S., Sperber, CF. 2005. **Persistence strategy of *Salvinia auriculata* aublet in temporary ponds of southern Pantanal, Brazil.** *Aq. Bot.*81: 343-352.
- Dai, C., Liang, X., Ren, J., Liao, M., Li, J., Galloway, L. F. 2016. **The mean and variability of a floral trait have opposing effects on fitness traits.** *Ann Bot* 117:421-429.
- Delgado-Dávila, R., Martén-Rodríguez, S., Huerta-Ramos, G. 2016. **Variation in floral morphology and plant reproductive success in four *Ipoemea* species (Convolvulaceae) with contrasting breeding systems.** *Plant Biol.* 18:903-912.
- Demetrio, G.R., Coelho, F.F., Barbosa, M.E.A. 2014. **Body size and clonality consequences for sexual reproduction in a perennial herb of Brazilian rupestrian grasslands.** *Braz. J. Biol.* 74: 744-749.

- Diggle, P.K. 1995. **Architectural effects and the interpretation of patterns of fruit and seed development.** *Ann Rev Ecol Syst* 26: 531–552.
- Diggle, P.K. 1997. **Ontogenetic contingency and floral morphology: The effects of architecture and resource limitation.** *Int J Plant Sci* 158 (suppl.) s99–s107
- Dong, M. 1996. **Clonal growth in plants in relation to resource heterogeneity: foraging behavior.** *Acta Bot. Sin.* 38 828–835.
- Dong, M. 2011. **Ecology of Clonal Plants.** Beijing: Science Press.
- Eckert, C.G., Dorken, M.E., Barret, S.C.H. 2016. **Ecological and evolutionary consequences of sexual and clonal reproduction on aquatic plants.** *Aq. Bot.* 135:46-61.
- Evans, J. P. 1992. **The effect of local resource availability and clonal integration on ramet functional morphology in *Hydrocotyle bonariensis*.** *Oecologia* 89:265-276.
- Holm, L.G., Plucknett, D.L., Pancho, J.V., Herberger, J.P. 1977. **The world's worst weeds: distribution and biology.** Honolulu: University Press of Hawaii. 609 pp.
- Ishii, H.S., Morinaga, S-I. 2005. **Intra and inter-plant level correlations among floral traits in *Iris gracilipes* (Iridaceae).** *Evol Ecol* 19:435-448.
- Iwaizumi, M.G., Sakai, S. 2004. **Variation in flower biomass among nearby populations of *Impatiens textori* (Balsaminaceae): effects of population plant densities.** *Can J Bot.* 82:563–572
- Kuppler, J., Höfers, M.K., Wiesmann, L., Junker, R.R. 2016. **Time-invariant differences between plant individuals in interactions with arthropods correlate with intraspecific variation in plant phenology, morphology and floral scent.** *New Phytol.* 210:1357-1368.
- Liu, F., Liu, J., Dong, M. 2016. **Ecological consequences of clonal integration in plants.** *Front. Plant. Sci.* 7:770.
- Mazer, S.J., Dawson, K.A. 2001. **Size-dependence sex allocation within flowers of the annual herb *Clarkia unguiculata* (Onagraceae): ontogenic and among-plant variation.** *Am. J. Bot.* 88: 819–831.
- Newton, A.C., Allnutt, T.R., Gillies, A.C.M., Lowe, A.J., Ennos, R.A. 1999. **Molecular phylogeography, intraspecific variation and the conservation of tree species.** *Trends Ecol. Evol.* 14: 140–145.

- Ohara, M., Higashi, S. 1994. **Effects of inflorescence size on visits from pollinators and seed set of *Corydalis ambigua* (Papaveraceae).** *Oecologia* 98: 25-30.
- Roff, D.A. 2002. **Life History Evolution.** Sinauer Associates, Sunderland, MA.
- Stearns, S.C. 1992. **The evolution of life histories.** Oxford University Press, NY.
- Stuefer J.F., During, H.J., de Kroon, H. 1994. **High benefits of clonal integration in two stoloniferous species, in response to heterogeneous light environments.** *J. Ecol.* 82:511–518.
- Stuefer, J.F., Van Hulzen, J.B., During, H.J. 2002. **A genotypic trade-off between the number and size of clonal offspring in the stoloniferous plant *Potentilla reptans*.** *J. Evol. Biol.* 15:880-884.
- Thomson, J.D. 1988. **Effects of variation in inflorescence size and floral rewards on the visitation rates of trap lining pollinators of *Aralia hispida*.** *Evol. Ecol.* 2:65–76.
- Thomson, J.D. 1989. **Deployment of ovules and pollen among flowers within inflorescences.** *Evol. Trend Plant* 3:65-68.
- Torices, R., Méndez, M. 2011. **Influence of inflorescence size on sexual expression and female reproductive success in a monoecious species.** *Plant Biol.* 13: 78–85.
- van Groenendael, J., de Kroon, H. 1990. **Clonal Growth in Plants: Regulation and Function.** Amsterdam: SPB Academic Publishing.
- Violle, C., Enquist, B.J., McGill, B.J., Jiang, L., Albert, C.H., Hulshof, C., Jung, V., Messier, J. 2012. **The return of the variance: intraspecific variability in community ecology.** *Trends Ecol. Evol.* 27: 244–252.
- Watson, M.A. 1984. **Developmental constraints: effect on population growth and patterns of resource allocation in a clonal plant.** *Am. Nat.* 123: 411-426.
- Watson, M.A., Brochier, J. 1988. **The role of nutrient levels on flowering in water hyacinth.** *Aq. Bot.* 31:367-372.
- Winn, A.A. 1991. **Proximate and ultimate sources of within-individual variation in seed mass in *Prunella vulgaris* (Lamiaceae).** *Am J Bot* 78: 838–844.

- Wolfe, L.M. 1992. **Why does the size of reproductive structures decline through time in *Hydrophyllum appendiculatum* (Hydrophyllaceae)? Developmental constraints vs. resource limitation.** Am. J. Bot. 79, 1286–1290.
- Zhang, Z-Q., Zhu, X-F., Sun, H., Yang, Y-P., Barret, S.C.H. 2014. **Size-dependent gender modification in *Lilium apertum* (Liliaceae): does this species exhibit gender diphasy?** Ann Bot 114:441-453.
- Zhao, Z., He, Y., Wang, M., Du, G. 2007. **Variations of flower size and reproductive traits in self-incompatible *Trollius ranunculoides* (Ranunculaceae) among local habitats of alpine meadow.** Plant Ecol 193:241-251.
- Zhao, Z.G., Meng, J.L., Fan, B.L., Du, G.Z. 2008. **Reproductive patterns within racemes in protandrous *Aconitum gymnantrum* (Ranunculaceae): potential mechanism and among-family variation.** Plant Syst. Evol. 273, 247–256.



## TABLES

**Table 1.** Candidate models for each relationship among *Eichhornia crassipes* floral traits and explanatory variables (flower position, treatment and interaction term) showing the variables present in each model.

Trait	Model	Intercept	Flower Position	Treatment	Flower Position*Treatment	AICc	Delta	Weight
Floral biomass	1	0.01758	-0.0002673	+	+	-1118.9	0	0.377
	2	0.01745	-0.0002283	+		-1118.6	0.24	0.334
	3	0.01670		+		-1118.3	0.54	0.228
Flower length	1	5.554	0.09032	+	+	304.2	0	0.818
Banner petal length	1	3.229	0.01478	+	+	194.6	0	0.996
Nectar guide length	1	0.8407	-0.007613	+	+	62.8	0	0.994
Long stamens length	1	2.216	-0.02395	+		-26.4	0	0.688
Short stamens length	1	0.9371		+		65.3	0	0.56
	2	0.9975	-0.01874	+		66.1	0.76	0.381
Style length	1	1.794		+		160.2	0	0.54
	2	1.716	0.02441	+		161.3	1.09	0.313

**Table 2.** Summary coefficients of each of the best models suggested by the model selection regarding the relationships among *Eicchornia crassipes* floral traits and the explanatory variables.

Trait	Component	Estimate	<i>t</i> value	<i>P</i>
Floral	Intercept	0.0175	20.95	< <b>0.001</b>
Biomass	Treatment (Defoliated)	0.0084	6.947	< <b>0.001</b>
	Treatment (Isolated)	-0.011	-10.28	< <b>0.001</b>
	Flower Position	-0.0002	-1.252	0.213
	Treatment (Defoliated) * Flower Position	-0.0002	-0.792	0.43
	Treatment (Isolated)* Flower Position	0.0005	1.553	0.123
Corolla length	Intercept	5.554	20.55	< <b>0.001</b>
	Treatment (Defoliated)	0.512	1.450	0.14966
	Treatment (Isolated)	0.0725	0.217	0.82883
	Flower Position	0.0903	1.463	0.14613
	Treatment (Defoliated) * Flower Position	-0.261	-2.922	<b>0.00416</b>
	Treatment (Isolated) * Flower Position	-0.223	-2.159	<b>0.03289</b>
Banner Petal length	Intercept	3.229	18.53	< <b>0.001</b>
	Treatment (Defoliated)	0.5002	2.196	0.0301
	Treatment (Isolated)	0.1492	0.692	0.4905
	Flower Position	0.0147	0.371	0.7111
	Treatment (Defoliated) * Flower Position	-0.2369	-4.097	< <b>0.001</b>
	Treatment (Isolated) * Flower Position	-0.0812	-1.214	0.2271
Nectar Guide length	Intercept	0.8407	8.246	< <b>0.001</b>
	Treatment (Defoliated)	-0.2943	-2.185	<b>0.0309</b>
	Treatment (Isolated)	0.0381	0.299	0.7657
	Flower Position	-0.0076	-0.323	0.7471
	Treatment (Defoliated) * Flower Position	0.1569	4.589	< <b>0.001</b>
	Treatment (Isolated) * Flower Position	-0.0056	-0.142	0.8876
Long Stamen length	Intercept	2.2162	43.877	< <b>0.001</b>
	Treatment (Defoliated)	0.3261	7.242	< <b>0.001</b>
	Treatment (Isolated)	-0.2754	-6.174	< <b>0.001</b>
	Flower Position	-0.0239	-2.158	<b>0.0329</b>
Short Stamen length	Intercept	0.9974	10.024	< <b>0.001</b>
	Treatment (Defoliated)	-0.1131	-1.794	<b>0.0754</b>
	Treatment (Isolated)	-0.4268	-6.912	< <b>0.001</b>
	Flower Position	-0.0187	-1.207	0.2300
Styles length	Intercept	1.7155	13.023	< <b>0.001</b>
	Treatment (Defoliated)	0.2411	2.586	<b>0.0109</b>
	Treatment (Isolated)	-0.0697	-0.762	0.4474
	Flower Position	0.0244	1.062	0.2903

**ARTIGO 3**  
DOES CLONAL INTEGRATION AND RESOURCE DEPLETION MEDIATE  
VEGETATIVE TRADE-OFFS ON RAMETS OF *Eicchornia crassipes*  
(PONTEDERIACEAE)?

DOES CLONAL INTEGRATION AND RESOURCE DEPLETION MEDIATE  
VEGETATIVE TRADE-OFFS ON RAMETS OF *Eicchornia crassipes*  
(PONTEDERIACEAE)?

Guilherme Ramos Demetrio<sup>1,\*</sup>, Flávia Freitas Coelho<sup>2</sup>

<sup>1</sup> Programa de Pós-graduação em Ecologia Aplicada, Universidade Federal de Lavras,  
Campus Universitário, 37200-000, Lavras, MG.

<sup>2</sup> Departamento de Biologia, Universidade Federal de Lavras, Campus Universitário,  
37200-000, Lavras, MG.

\* Corresponding author: gramosedmetrio@gmail.com

For submission on Plant Species Biology

**ABSTRACT**

Natural selection favours the allocation of finite resources to different functions maximizing fitness. In this sense, some functions may decrease whereas others increase when resources are limited, in a process called trade-off. However, a great variety of situations may obscure trade-off detection, as the ability of generating offspring by clonal growth that represents opportunities resource uptake, in clonal plants. The aim of this work was to evaluate if clonal integration and resource availability mediates biomass allocation patterns on *E. crassipes*, through a greenhouse experiment. We set ramets in clonal and isolated conditions, and with and without leaf blades, and compared relationship of the biomass proportion allocated to each vegetative organ. We found trade-off patterns of biomass allocation among vegetative organs and that under resource depletion, clonal integration may represent a way to stabilize biomass allocation patterns and may decrease trade-off importance. We discuss trade-offs and

clonal integration as evolutionary strategies that allow plant persistence and improves plants fitness.

Key words: allocation theory; aquatic macrophyte; life-history strategies; reproductive strategies

## **1. INTRODUCTION**

The allocation of resources to different plant parts is a central aspect of plant life histories and responses to environmental change. Each organism life depends on environmental resource and energy pools in order to realize their metabolic functions. These components are not unlimited, and so individuals are ought to allocate them to fulfil their most limiting needs on a given time and space (Abrahamsom, 1980). Optimal biomass partitioning theory predicts a higher allocation to the organ increasing the uptake of the most limiting resource for growth (Bloom, 1985), and life-history theory predicts a higher allocation to the organs limiting survival or reproduction, optimizing fitness (Stearns, 1992). Therefore, an individuals' success will depend on how the allocation of plant biomass to different parts or organs (i.e. roots, stems, leaves, flowers) relates to environmental resources. However, depending on how severe resource limitation is, this differential allocation may be biased towards some functions or organs, and the allocation to one function might cause the decrease in other, generating an allocation trade-off (Roff, 2002).

Trade-offs are well documented on the literature dealing with plant ecology and may be related to plant reproductive strategies (Abrahamsom, 1975; Thompson and Eckert, 2004; Coelho et al., 2005; Coelho et al., 2006; Cao and Worley, 2013). However, a great variety of situations may obscure trade-off detection (Roff and Fairbairn, 2007). In

the case of aquatic plants, for example, the extensive ability of generating offspring by clonal growth (Santamaría, 2002; Barret, 2015), may represent an opportunity for new resource acquisition and/or storage organs generation (Grace, 1993). Furthermore, life-history theory predicts a higher allocation to the organs limiting survival or reproduction, optimizing fitness (Bazzaz et al., 2000). Clonality seems to be a key life-history trait for plants ecology (Eckert et al., 2016). In relation to reproductive strategies, the alternation between sexual and asexual reproduction is, sometimes, recognized as a bet-hedging strategy (Niklas and Cobb, 2017) in the sense that sexual reproduction is responsible for introducing genetic variability, what increases the probability of a species survival under suddenly local changes. On the other hand, asexual reproduction may eliminate some costs of sexual reproduction and can preserve well adapted genomes (Park et al., 2014; Stelzer, 2015; Chambers and Emery, 2016). Thus, clonality, via asexual reproduction, would allow a transgenerational fixation of well adapted phenotypes. This trait is strongly related to many other processes, as propagule dispersion (Santamaría, 2002; Barret, 2015), resource acquisition (Stuefer et al., 1994), sexual reproduction, and reproductive success (Thompson and Eckert, 2004; Mori et al., 2009; Demetrio et al., 2014), plant mating patterns (Charpentier, 2002; Vandepitte et al., 2013), pollinator behaviour (Liao and Harder, 2014), and population growth (Coelho et al., 2005; Schulze et al., 2012). Regarding trade-offs, clonality may also bias the biomass allocation patterns, since clonal plants may function as highly integrated units (Stuefer et al., 1996), leading to a modular comprehension of this plasticity in plants (de Kroon et al., 2005).

In this sense, the aims of this paper are i) to understand how clonality, *via* clonal integration, affects biomass allocation patterns on a widely distributed aquatic plant, ii) to verify if this trait mediates trade-offs among vegetative organs under control and

impoverished resource pools conditions, and iii) to verify if clonal integration means an advantage for the ramets, causing the absence or the smoothing of the potential trade-offs in daughter ramets, generating a biomass allocation to all parts of the plant. We hypothesize that clonal integration will mask trade-offs between biomass allocation to different vegetative organs or, at least, generate a smoother relationship when compared to plants that was isolated from parental ramets.

## **2. MATERIALS AND METHODS**

### **2.1 Study species**

*Eichhornia crassipes* (Mart.) Sölm. is a free-floating macrophyte (Barret, 1980, Pott and Pott, 2000), that originally inhabited Amazon river basin (Pott and Pott, 2000). However, it has recently been recognized as an aggressive invasive species (Holm et al., 1977), reaching a worldwide distribution (Barret, 1989), mainly due to its ornamental value. Its constituted by a little stem from which leaves in a rosette organization and several fine roots appear (Pott and Pott, 2000). It also presents strong vegetative reproduction via rhizome sprouting and can rapidly cover great water-surface extensions (Watson, 1984).

### **2.2 Plant sampling**

All plant material was collected from a great monospecific mat located at Represa do Funil. Plants were collected and previously washed in the field. We selected adult ramets (identified by the presence of newly produced sexual reproductive structures or their remaining - as old floral scapes) with no signs of foliar herbivory or diseases. We selected a total of 90 ramets that were put in plastic bags filled with some

water to avoid root desiccation and took them to a greenhouse at Federal University of Lavras in order to carry the experiment.

### 2.3 Greenhouse experiment

We distributed the ramets among eighteen pots filled with 17 L of tap water. Ramets were left inside the greenhouse for a period of two weeks without any interference in order to allow an acclimation period. After this time we selected 36 ramets of similar size that were isolated in pots filled with 17 L of tap water. The ramets were cultivated until the production of asexual offspring for each of the selected ones. This first generation of ramets produced under greenhouse conditions are referred as “parental” from hereafter. Parental ramets remained attached to the ramets from which they derived until they also produced a generation of asexual offspring.

After this, parental ramets and their offspring were isolated, forming the basic unit of the experiment. These groups were placed in 36 pots filled with 17 L of tap water. After this, we set four treatments on these parental-daughter ramets groups. The first one, ‘isolation treatment’, consisted on nine daughter ramets that were experimentally split off from their parental ramets. The second one, ‘clonal treatment’, consisted on the maintenance of nine groups as originally conceived, with the daughter ramet attached to the mother ramet. The third one, ‘defoliation and isolation treatment’, consisted on nine daughter ramets that were experimentally split off from their parental ramets and also had all of their leaves removed at the beginning of the experiment, simulating a resource shortage. The fourth one, ‘defoliation treatment’, consisted on the maintenance of nine groups as originally conceived, with the daughter ramet attached to the mother ramet, but with the removal of all their leaves at the beginning of the experiment. The experiment was carried out for three months.



## 2.4 Plant biomass measurement

In the end of the experiment all plants were washed and too taken to the laboratory. Each ramet was separated in stem, petioles, leaf blades, and roots. These structures were put in individual paper bags and dried at 60°C during 60 h or until we obtained a constant mass. After that, ramets parts mass was measured in a precision scale. In order to verify the effects of our treatments on biomass allocation patterns we first calculated the proportion of biomass allocated for each structure, in each individual ramet. This procedure was made by dividing the obtained mass of each ramet part by the ramet total biomass, what generated a proportion of biomass allocation invested in each of the measured parts.

## 2.5 Data analysis

All variables were tested for normality with Shapiro-Wilk tests. To evaluate the influence of resource depletion on *E. crassipes* biomass allocation patterns and its possible interactions with clonal integration, we applied GLM's with quasi-binomial distribution for all variables. For every model the biomass proportions allocated to each plant part were inserted, one at a time, as the response variable, and the biomass proportion allocated to the other plant parts treatment (isolated, clonal, and, defoliation and isolation, and defoliated condition), and their interaction term were inserted as a fixed variable. After that, we used a stepwise backwards variable selection procedure for each response variable. All analyses were carried on R Statistical Software (R Core Team, 2017).

### 3. RESULTS

For all measured traits the ‘defoliation’ treatment was the only one that affected biomass allocation patterns, and defoliated ramets that remained attached to their parental plants showed lower biomass in relation to the other treatments. The importance and direction of the interaction among the treatments and the patterns of biomass allocation was specific for each variable, with the ‘defoliation treatment’ being the only one that significantly changed the slopes of the relationships.

The biomass allocation proportion to stems did not change with the proportion of biomass allocated to the shoot components of the ramets. Nor proportion of biomass allocated to leaf blades ( $F = 1.89, p = 0.1092$ ), or proportion of biomass allocated to petioles ( $F = 1.96, p = 0.09$ ) showed any effect on biomass allocation to stems.

The proportion of biomass allocated to root system decreased with the increase in all of other plant parts. The decrease, however, was more intense when the response variables were related to the shoot parts of the plant (Table 1), with the proportion of biomass allocated to stems showing a negative, but less intense effect (Table 1), and showing no interaction with the applied treatments. In relation to shoot components, proportion of biomass allocated to leaf blades and petioles showed a pattern of decreased with the increase in the proportion of biomass allocated to stems or roots (Table 1). However, for both cases, the allocation for roots showed a more intense effect on allocation for shoot parts (Table 1).

In relation to shoot parts, leaf blades and petioles, for both cases, the interaction term between the proportion of biomass allocated to each response variable and the ‘defoliation’ treatment was significant, revealing a smoother slope in the decrease of proportion of biomass allocated to leaf blades and petioles when compared to the clonal treatment (Table 1) (Fig 1A-B).

Leaf blades and Petioles did not follow the pattern of trade-off found for the other characteristics. These traits showed a positive and significant correlation, exhibiting mutual increases in proportion of allocated biomass in all treatments (Table 1) (Fig 1C).

#### **4. DISCUSSION**

Our results show that *E. crassipes* biomass allocation is mediated by trade-offs occurring between root and shoot parts, and these trade-offs are smoothed by clonal integration when the ramet remains linked to its mother plant. Additionally, stress seems to be a potential driver of biomass accumulation, since decreases in resources availability (represented in this study by the resource depletion caused by defoliation) may cause an alteration on how *E. crassipes* ramets allocate biomass to its vegetative organs.

Differences in allocation to structures, and so functions, are probably more important to ecological questions than differences in physiological mechanisms occurring at cellular or lower levels (Schwinning and Weiner, 1998), since biomass allocation is closely related to the survival strategy of plants (Xie et al., 2014). This may occur mainly because phenotypic plasticity allows a genome to modify growth and development in response to changes in the environment (Dorken and Barret, 2004), what may lead individuals that are adjusted to their habitats to show trade-offs related to environmental conditions (Gratani, 2014).

The existence of trade-offs at the ramet level for aquatic macrophytes traits are still largely debated on literature. Some works relate absence of trade-off relationships among plants traits like biomass allocation or measures of vegetative organs (Coelho et al., 2000; Alvarenga et al., 2013), while others found trade-offs for root and shoot

allocation (Li et al., 2011; Pereto et al., 2016). In the cases where trade-offs are present, they are commonly linked to important aspects of plant fitness, such as nutrient assimilation by roots, and leaf investment (Bouma et al., 2005). This holds true for our data set, since we found that the major part of relationships among *E. crassipes* vegetative organs are mediated by trade-offs, except for the relationship between biomass allocation to leaf blades and petioles, that was positive.

This is clear pattern when resources acquisition strategies are considered. Clonal plants use these strategies in response to resource allocation among ramets and adjust to particular environmental changes (Stuefer et al., 2002). For the genus *Eicchornia*, previous works have shown that for rooted species, like *E. azurea*, the nutrient level is an important driver for plants biomass allocation, with plants located in lentic habitats showing a strong trade-off among vegetative characteristics. This is due to the lower water renewal in these kind of habitat, a characteristic found in our study, conducted in pots under greenhouse conditions. Water flow promotes water renewal (Wetzel, 2001), what avoids nutrient depletion in a variety of habitats colonized by aquatic plants. This absence of nutrient renewal through water movement may be of extreme importance for floating plants, because aquatic habitats tend to be highly homogeneous (Santamaría, 2002), and nutrients tend to descend on the water column, becoming unavailable for roots uptake.

In the case of *E. crassipes*, the stem is just the connective part between root and shoot parts, with the function of anchoring leaves and roots. Not surprisingly, the proportion of plants total biomass allocated to this organ was not different between resource levels, nor different clonal integration conditions. Root traits, however, are very important to evaluate the degree of plant adjustment to new environmental conditions (Xie et al., 2006), and changes in root morphology are commonly observed

in aquatic plants, with roots being bigger in habitats that show higher stress levels as high plant density (Alvarenga et al., 2013), low nutrient levels (Pereto et al., 2016) or increasing in size in gradients of aquatic to terrestrial habitats (Li et al., 2011). In our data set, roots decreased in biomass when an increase in leaves biomass was observed mainly due to the resources limitation to what plants were submitted, being more pronounced in the situations where resources could not be transported from parent to daughter ramets.

In this sense, clonal integration, under severe resource limitation, may decrease the importance of trade-offs, allowing a more balanced root/shoot ratio during daughter ramets growth. Therefore, clonal integration is advantageous to the clonal growth of parents and offspring ramets as whole (Alpert and Simms, 2002), what is corroborated by the changes in the whole plant in a way that enhances the uptake of the most limiting resource when all ramets lie within a homogeneous patch of habitats (Wijesinghe and Hutchings, 1999). For our data, severed ramets showed a different response to clonal integration, when compared to those that remained intact, but not when isolated. This demonstrates the importance of clonal integration on translocating resources and allowing ramets plastic response, as occurred for *Hydrocotyle bonariensis*, in which severed ramets showed more variable responses to nutrient levels (Evans, 1992).

We conclude that biomass allocation patterns to vegetative structures are mainly determined by resource pools. These relationships may respond in different ways to clonal integration, being less pronounced when the ramet is attached to its mother ramet, what indicates that clonal integration is an enhancer of *E. crassipes* growth and vegetative investment. This information set basis as an important tool on aquatic plants management and control, and improves the knowledge on clonal integration evolutionary importance and its significance to plants life-strategies.

## 5. ACKNOWLEDGEMENTS

We thank CAPES for the grant given to the first author, Prof. Dr. Silvério José Coelho for the logistic support for greenhouse, Ana Fávoro and Eberton Borodinas for the help with plants sampling, and Iara Ferreira, for the help during the greenhouse experiments.

## 6. REFERENCES

- Abrahamson, W.G. 1975. **Reproductive strategies of dewberries**. Ecology 56: 721-726
- Abrahamson, W.G. 1980. **Demography and vegetative reproduction**. In O.T. Solbrig (ed.), Demography and the evolution of plant populations. Blackwell Scientific, Oxford, England. pp. 89-106.
- Alvarenga, E.A., Barbosa, M.E.A., Demetrio, G.R. 2013. **Density-dependent morphological plasticity and trade-offs among vegetative traits in *Eichhornia crassipes* (Pontederiaceae)**. Acta Amaz. 43:455-460.
- Alpert, P., Simms, E. L. 2002. **The relative advantages of plasticity and fixicity in different environments: when is it good for a plant to adjust?** Evol. Ecol. 16:285-297.
- Barrett, S.C.H. 1980. **Sexual reproduction in *Eichhornia crassipes* (Water Hyacinth). 1. Fertility of clones from diverse regions**. J. Appli. Ecol. 17: 101–112.
- Barrett, S.C.H. 1989. **Waterweed invasions**. Sci. Am. 260: 90–97.
- Barrett, S.C.H. 2015. **Influences of clonality on plant sexual reproduction**. [Proc. Natl. Acad. Sci. U.S.A. 112:8859-8866](#).
- Bazzaz F.A., Ackerly D.D., Reekie E.G. 2000. **Reproductive allocation in plants**. in Fenner M., (ed.). Seeds: the ecology of regeneration in plant communities, 2nd edn CABI, Oxford. Pp. 1–30.
- Bloom, A.J., Chapin III, F.S., Mooney, H.A. 1985. **Resource limitation in plants – an economic analogy**. Annu. Rev. Ecol. Syst. 16, 363–392.

- Bouma, T.J., de Vries, M.B., Low, E., Peralta, G., Tánčzos, I.C., van de Koppel, J., Herman, P.M.J. 2005. **Trade-offs related to ecosystem engineering: a case study on stiffness of emerging macrophytes.** *Ecology* 86:2187-2199.
- Cao, G.-X. and Worley, A.C. 2013. **Life history trade-offs and evidence for hierarchical resource allocation in two monocarpic perennials.** *Plant Biol.* 15:158-165.
- Chambers, S.M., Emery, N.C. 2016. **Population differentiation and countergradient variation throughout the geographic range in a fern gametophyte *Vittaria appalachiana*.** *Am. J. Bot.* 103:86–98.
- Charpentier, A. 2002. **Consequences of clonal growth for plant mating.** *Evol. Ecol.* 15:521–530.
- Coelho, F.F., Deboni, L., Lopes, F.S. 2000. **Density-dependent morphological plasticity in *Salvinia auriculata* Aublet.** *Aq. Bot.* 66:273-280.
- Coelho, F.F., Lopes, F.S., Sperber, CF. 2005. **Persistence strategy of *Salvinia auriculata* aublet in temporary ponds of southern Pantanal, Brazil.** *Aq. Bot.* 81: 343-352.
- Coelho, F.F., Capelo, C., Neves, A. C. O., Martins, R. P., Figueira, J. E. C. 2006. **Seasonal timing of pseudoviviparous reproduction of *Leiosthrix* (Eriocaulaceae) rupestris species in South-eastern Brazil.** *Ann. Bot.* 98: 1189:1195.
- Demetrio, G.R., Coelho, F.F., Barbosa, M.E.A. 2014. **Body size and clonality consequences for sexual reproduction in a perennial herb of Brazilian rupestris grasslands.** *Braz. J. Biol.* 74: 744-749.
- Dorken, M.E., Barrett, S.C.H. 2004. **Phenotypic plasticity of vegetative and reproductive traits in monoecious and dioecious populations of *Sagittaria latifolia* (Alismataceae): a clonal aquatic plant.** *J. Ecol.* 92: 32–44.
- Eckert, C.G., Dorken, M.E., Barret, S.C.H. 2016. **Ecological and evolutionary consequences of sexual and clonal reproduction on aquatic plants.** *Aq. Bot.* 135:46-61.
- Evans, J. P. 1992. **The effect of local resource availability and clonal integration on ramet functional morphology in *Hydrocotyle bonariensis*.** *Oecologia* 89:265-276.

- Grace J.B. 1993. **The adaptive significance of clonal reproduction in angiosperms: An aquatic perspective.** *Aq. Bot.* 44:159–180.
- Gratani, L. 2014. **Plant Phenotypic Plasticity in Response to Environmental Factors.** *Advances in Botany*, vol. 2014, Article ID 208747, 17 pages.
- Holm, L.G., Plucknett, D.L., Pancho, J.V., Herberger, J.P. 1977. **The world's worst weeds: distribution and biology.** Honolulu: University Press of Hawaii. 609 pp.
- de Kroon, H., Huber, H., Stuefer, J.F., van Groenendael, J.M. 2005. **A modular concept of phenotypic plasticity in plants.** *New Phytol.* 166:73–82.
- Li, W., Wen, S.J., Hu, W.X., Du, G. Z. **Root-shoot competition interactions cause diversity loss after fertilization: a field experiment in an alpine meadow on the Tibetan Plateau.** *J. Plant Ecol.* 4(2011):138-146.
- Liao, W.J., Harder, L. D. 2014. **Consequences of multiple inflorescences and clonality for pollinator behavior and plant mating.** *Am. Nat.* 184:580-592.
- Mori, Y., Nagamitsu, T., Kubo, T. 2009. **Clonal growth and its effects on male and female reproductive success in *Prunus ssiroi* (Rosaceae).** *Pop. Ecol.* 51:175–186.
- Niklas, K.J., Cobb, E. D. 2017. **The evolutionary ecology (evo-eco) of plant asexual reproduction.** *Evol. Ecol.* 31:317-332.
- Park, A.W., Vandekerkhove, J., Michalakis, Y. 2014. **Sex in an uncertain world: environmental stochasticity helps restore competitive balance between sexually and asexually reproducing populations.** *J. Evol. Biol.* 27:1650–1661
- Pereto, S.C.A.S., Ribas, L.G.S., Wojciechowski, J., Ceschi, F., Dittrich, J., Bezerra, L.A.V., Padiá, A.A. 2016. **Trade-off in leaf and root investment of an abundant aquatic macrophyte in a Neotropical floodplain.** *Fundam. Appl. Limnol.* 188:309-314.
- Pott, V.J., Pott, A. 2000. **Plantas Aquáticas do Pantanal.** Brasília: Embrapa. 404 pp.
- R Core Team. 2017. **R: A language and environment for statistical computing.** R Foundation for Statistical Computing, Vienna, Austria. URL <http://www.R-project.org/>.
- Roff, D.A. 2002. **Life History Evolution.** Sinauer Associates, Sunderland, MA.



- Roff, D.A., Fairbairn, D. J. 2007. **The evolution of trade-offs: where are we?** J. Evol. Biol. 20:433-447.
- Santamaria, L. 2002. **Why are most aquatic plants widely distributed? Dispersal, clonal growth and small-scale heterogeneity in a stressful environment.** Acta Oecol. 23:137-154.
- Schulze, J., Rufener, R., Erhardt, A., Stoll, P. 2012. **The relative importance of sexual and clonal reproduction for population growth in the perennial herb *Fragaria vesca*.** Popul. Ecol. 54:369-380.
- Schwinning, S., Weiner, J. 1998. **Mechanisms determining the degree of size asymmetry in competition among plants.** Oecologia 113:447-455.
- Stearns, S.C. 1992. **The evolution of life histories.** Oxford University Press, NY.
- Stelzer, C.P. 2015. **Does the avoidance of sexual costs increase fitness in asexual invaders?** Proc. Natl. Acad. Sci. U.S.A. 112:8851-8858
- Stuefer, J.F., de Kroon, H., During, H.J. 1996. **Exploitation of environmental heterogeneity by spatial division of labour in a clonal plant.** Funct. Ecol. 10 328-334.
- Stuefer J.F., During, H.J., de Kroon, H. 1994. **High benefits of clonal integration in two stoloniferous species, in response to heterogeneous light environments.** J. Ecol. 82:511-518.
- Stuefer, J.F., Van Hulzen, J.B., During, H.J. 2002. **A genotypic trade-off between the number and size of clonal offspring in the stoloniferous plant *Potentilla reptans*.** J. Evol. Biol. 15:880-884.
- Thompson, F.L., Eckert, C. G. 2004. **Trade-offs between sexual and clonal reproduction in an aquatic plant: experimental manipulations vs. phenotypic correlations.** J. Evol. Biol. 17:581-592.
- Vandepitte, K., De Meyer, T., Jacquemyn, H., Roldán-Ruiz, I., Honnay, O. 2013. **The impact of extensive clonal growth on fine-scale mating patterns: a full paternity analysis of a lily-of-the-valley population (*Convallaria majalis*).** Ann. Bot. 111:623-628.

- Watson, M.A. 1984. **Developmental constraints: effect on population growth and patterns of resource allocation in a clonal plant.** *Am. Nat.* 123: 411-426.
- Wetzel, R.G. 2011. *Limnology: lake and river ecosystems.* 3<sup>rd</sup> ed. San Diego, Academic Press. 606 pp.
- Wijesinghe, D.K., Hutchings, M.J. 1999. **The effects of environmental heterogeneity on the performance of *Glechoma hederacea*: the interactions between patch contrast and patch scale.** *J. Ecol.* 87: 860–872.
- Xie, Y.H., An, S.Q., Wu, B.F., Wang, W.W. 2006. **Density-dependent root morphology and root distribution in the submerged plant *Vallisneria natans*.** *Environ. Exp. Bot.* 57:195–200
- Xie X.F., Song Y.B., Zhang Y.L., Pan X., Dong M. 2014. **Phylogenetic meta-analysis of the functional traits of clonal plants foraging in changing environment.** *PLoS One* 9:e107114

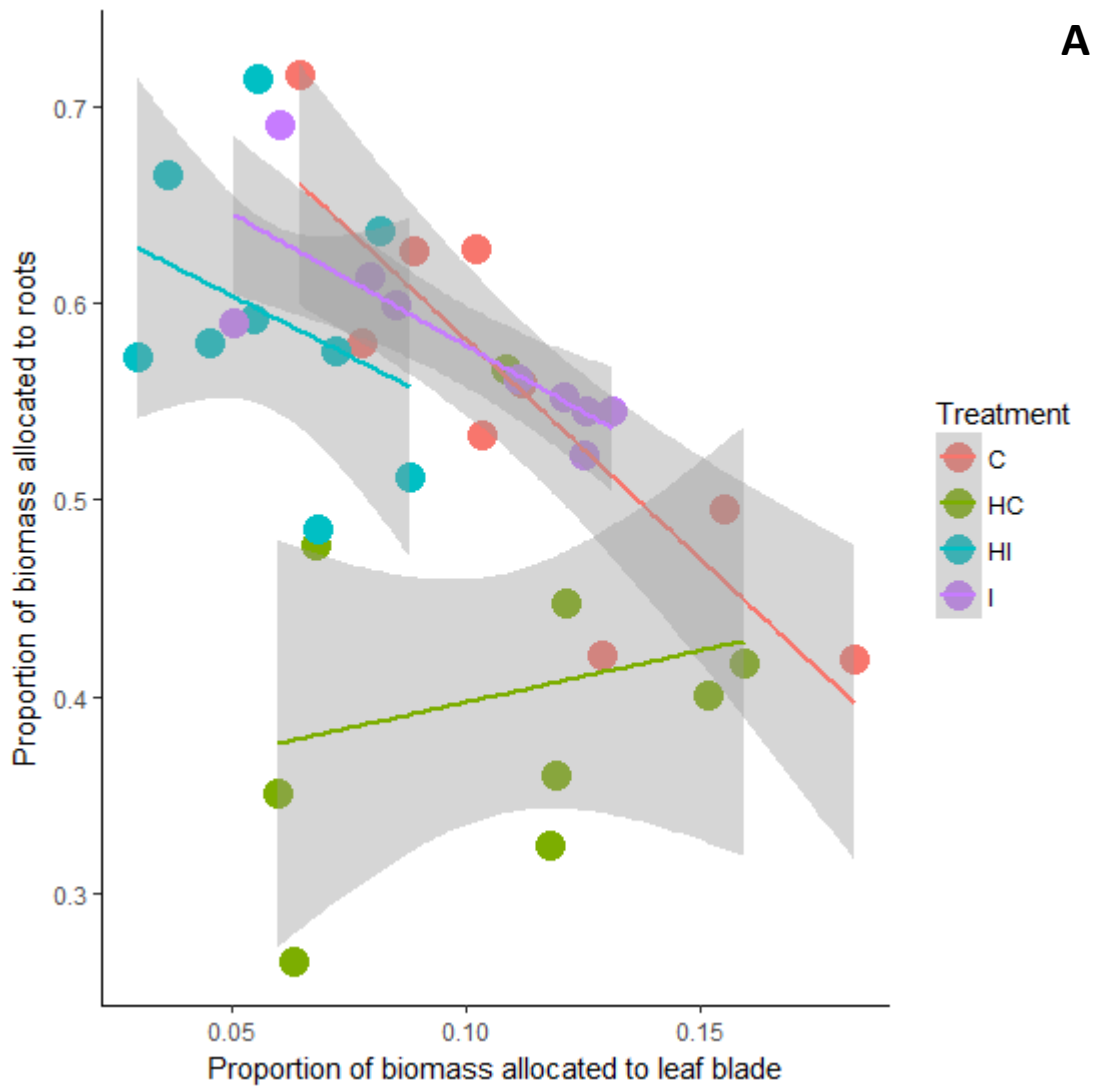
**FIGURES AND TABLES**

**Table 1.** Results of general linear models showing the relationships between the proportion of biomass allocated to each part of plant. Significant relationships are marked with \*.

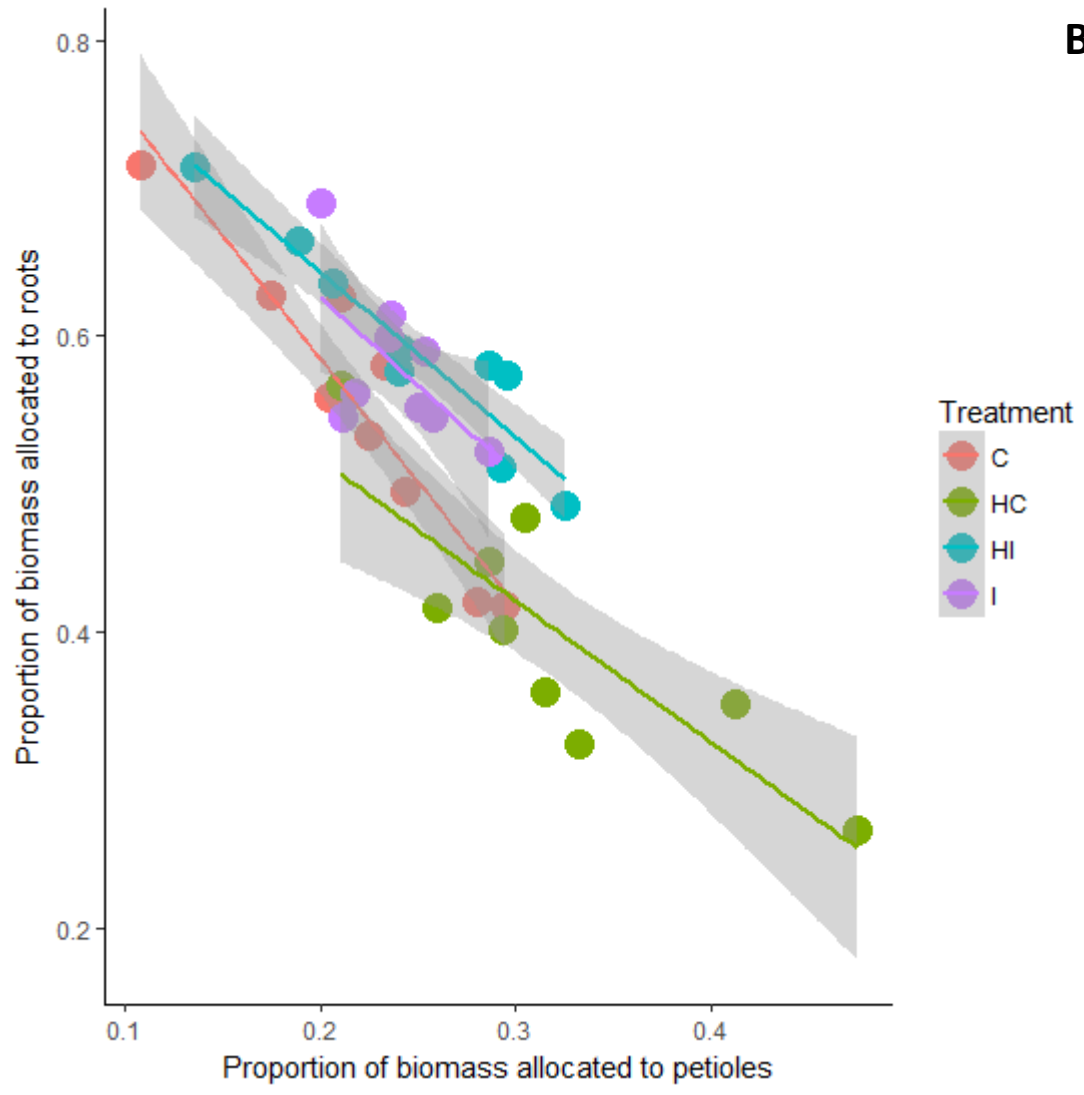
Y variable	X variable	Term	Estimate	t value	p value	
Root biomass proportion	Stem biomass proportion	Intercept	0.6018	2.472	0.0191*	
		Stem biomass proportion	-4.7915	-1.778	0.0853*	
		Treatment (Defoliated)	-0.4651	-2.727	0.0104*	
		Treatment (Isolated and Defoliated)	0.2632	1.649	0.1092	
		Treatment (Isolated)	0.1160	0.779	0.4421	
		Leaf blade biomass proportion	Intercept	1.2477	3.95	< 0.001*
			Leaf blade biomass proportion	-9.1477	-3.438	< 0.01*
	Treatment (Defoliated)		-1.8855	-4.29	< 0.001*	
	Treatment (Defoliated and Isolated)		-0.5727	-1.298	0.2065	
	Treatment (Isolated)		-0.3709	-0.803	0.4285	
	Leaf blade x Treatment (Defoliated)		11.3403	2.997	<0.01*	
	Leaf blade x Treatment (Defoliated and Isolated)		4.0868	0.725	0.474	
	Leaf blade x Treatment (Isolated)	3.5611	0.849	0.403		

	Petioles biomass proportion	Intercept	1.7691	7.303	< 0.001*
		Petioles biomass proportion	-7.0591	-6.638	<0.001*
		Treatment (Defoliated)	-0.8453	-2.459	<0.05*
		Treatment (Defoliated and Isolated)	-0.2198	-0.637	0.592
		Treatment (Isolated)	-0.2706	-0.478	0.63
		Petioles x Treatment (Defoliated)	2.8953	2.221	<0.05*
		Petioles x Treatment (Defoliated and Isolated)	2.31	1.612	0.1182
		Petioles x Treatment (Isolated)	2.1389	0.9	0.3759
Leaf blade biomass proportion	Petioles biomass proportion	Intercept	-3.3102	-7.009	<0.001*
		Petioles biomass proportion	5.5478	2.766	<0.01*
		Treatment (Defoliated)	2.2826	3.485	<0.01*
		Treatment (Defoliated and Isolated)	0.4207	0.563	0.57817
		Treatment (Isolated)	0.2458	0.225	0.823
		Petioles x Treatment (Defoliated)	-1.9822	-3.647	<0.01*
		Petioles x Treatment (Defoliated and Isolated)	-9.0158	-1.658	0.108
		Petioles x Treatment (Isolated)	-5.039	-0.436	0.666*

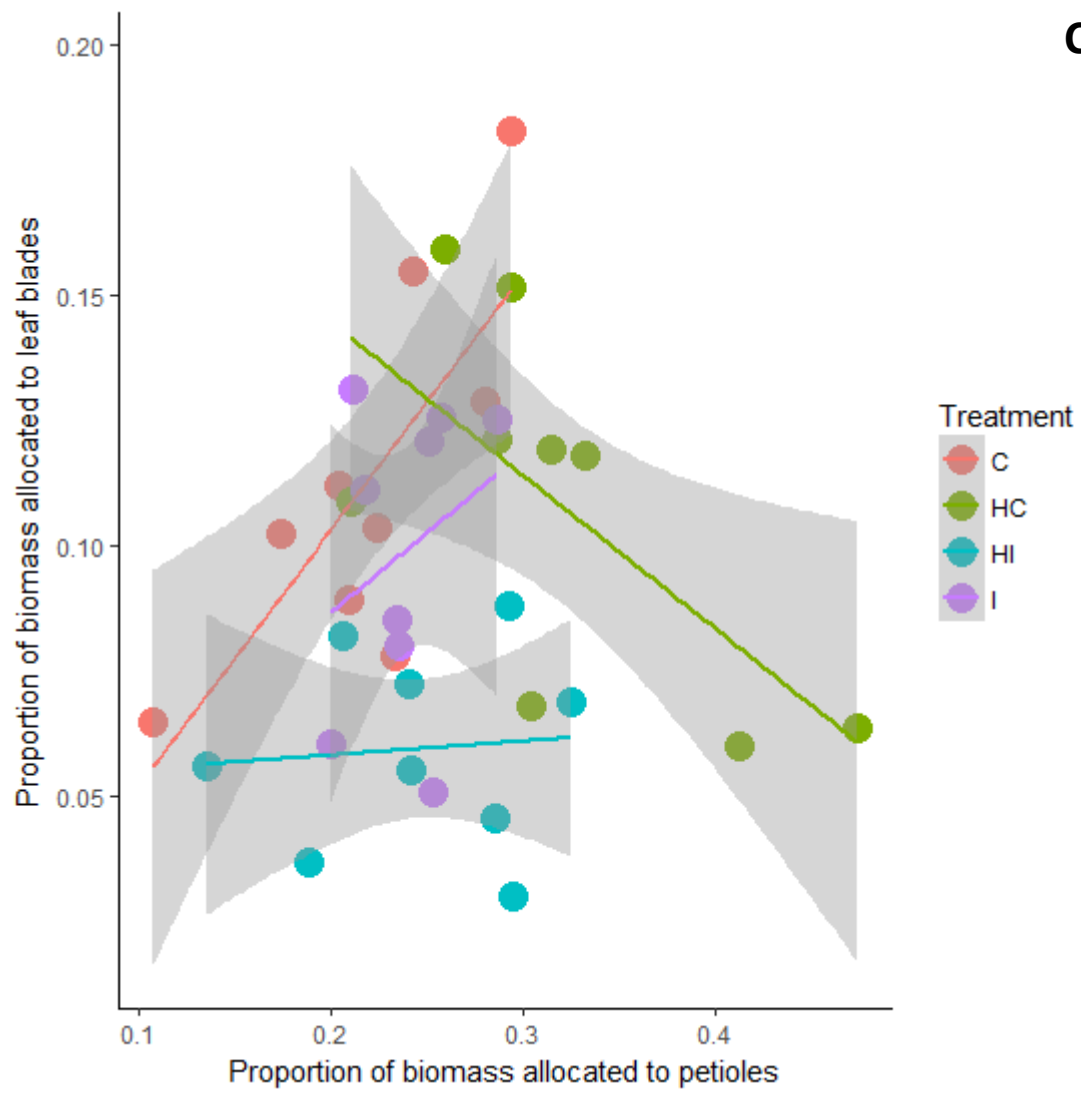
**Figure 1.** A) Relationship between the proportion of biomass allocated to roots and leaf blades of *E. crassipes* ramets in relation to levels of clonal integration and experimental defoliation. B) Relationship between the proportion of biomass allocated to roots and petioles of *E. crassipes* ramets in relation to levels of clonal integration and experimental defoliation. C) Relationship between the proportion of biomass allocated to leaf blades and petioles of *E. crassipes* ramets in relation to levels of clonal integration and experimental defoliation. C represents the clonal treatment, I represents the isolated treatment, HI represents the defoliated and isolated treatment and HC represents the defoliated treatment.



**B**



C



## CONCLUSÃO GERAL

A clonalidade apresenta-se, mais uma vez, como um aspecto chave da história de vida das plantas. Além de sua função reprodutiva óbvia, como geratriz de novos propágulos, ela também desempenha um importante papel na regulação da reprodução sexuada e na produção das estruturas florais. Esse mecanismo se dará, principalmente, devido à função de aquisição de recursos que muitos propágulos assexuados apresentam. Ao gerar uma estrutura análoga a uma rede de distribuição de recursos, a clonalidade, via integração clonal, permite um sucesso aumentado do genótipo, já que todos os rametes terão possibilidades de sobrevivência, crescimento e reprodução.

Os resultados deste trabalho demonstram que além da influência na quantidade da reprodução, a clonalidade está intimamente ligada à reprodução sexuada porque pode afetar o tamanho das estruturas sexuadas, como as flores. No caso de *Eicchornia crassipes* essa influência pode ser obscurecida graças à alta taxa de auto-fecundação. Entretanto, para espécies clonais exclusivamente autógamas, a integração clonal pode ser um forte mecanismo de aumento do sucesso de reprodução sexuada.

Além disso, outra parte importante dos processos de história de vida das plantas, a alocação de biomassa, está intimamente ligada à integração clonal. Isto porque um ramete ligado à planta mãe pode ter acesso a uma biomassa que não estaria disponível, caso essa conexão estivesse ausente ou fosse rompida. Neste caso, a clonalidade funciona como um atenuador de *trade-offs*, permitindo que várias funções recebam investimento de biomassa, tornando mais suaves as relações negativas entre a alocação de biomassa e/ou nutrientes para diferentes traços de história de vida. Um dos próximos passos seria a identificação de quais funções são privilegiadas pela biomassa produzida dentro do ramete e quais funções recebem biomassa “externa”, advinda da mãe.

Concluo, por fim, que as respostas à integração clonal são, provavelmente, espécie-específicas. Entretanto, apresentados os resultados encontrados nesta tese, reforço a informação contida no corpo teórico no sentido de que a clonalidade é um caractere adaptativo, que oferece aumento do sucesso em habitats que, de alguma forma, são limitantes.