



## Population dynamics of a freshwater amphipod from South America (Crustacea, Amphipoda, Hyalellidae)

Daniela da Silva Castiglioni<sup>1,2</sup>, Aline Vasum Ozga<sup>2</sup>, Stella Gomes Rodrigues<sup>3</sup> and Alessandra Angélica de Pádua Bueno<sup>3</sup>

**1** Laboratório de Zoologia e Ecologia, *Campus* de Palmeira das Missões, Universidade Federal de Santa Maria. Avenida Independência, 3751. 98300-000 Palmeira das Missões, Rio Grande do Sul, Brazil.

**2** Programa de Pós-Graduação em Biodiversidade Animal, Centro de Ciências Naturais e Exatas, Universidade Federal de Santa Maria, Prédio 17, Sala 1140-D, Cidade Universitária, Camobi, Km 9. 97105-900 Santa Maria, Rio Grande do Sul, Brazil.

**3** Departamento de Biologia, Programa de Pós-Graduação em Ecologia Aplicada, Universidade Federal de Lavras, Campus Universitário, 37200-000 Lavras, Minas Gerais, Brazil.

**ZOOBANK** <http://zoobank.org/urn:lsid:zoobank.org:pub:E8BF9D91-73C7-41ED-BACC-5E76B386C0C8>

### ABSTRACT

This study aimed to characterize the population dynamics of *Hyalella bonariensis* Bond-Buckup, Araujo & Santos, 2008 from headwater spring in a rural area of state of Rio Grande do Sul, Brazil. Four samples were collected in August (winter) and October (spring) of 2012 and January (summer) and April (autumn) of 2013. Ovigerous females and precopula pairs were separated from other individual in the field. A total of 5,266 specimens were sampled, being 1,878 males, 2,073 females (including 240 ovigerous females) and 1,315 juveniles. The frequency distribution of size classes (measured as cephalothorax length, CL) was polymodal and bimodal in males and females, respectively. Males reach larger size than females. Sexual maturity of males and females was estimated at 0.40 and 0.38 mm for CL, respectively. Total sex ratio favored females, and these were more frequent in intermediate size classes, while males were more frequent in larger size classes. Ovigerous females and couples were found in four seasons, but both were more abundant in winter. Juveniles were also found in all seasons, being more frequent in winter and spring. These results showed that this *H. bonariensis* population has similar dynamics to other species of *Hyalella* Smith, 1874 from Brazil, but present variations when compared to other freshwater amphipods.

### KEY WORDS

Body size, *Hyalella*, reproductive period, sex ratio, sexual maturity.

**CORRESPONDING AUTHOR**  
Daniela da Silva Castiglioni  
[danielacastiglioni@yahoo.com.br](mailto:danielacastiglioni@yahoo.com.br)

**SUBMITTED** 12 December 2015  
**ACCEPTED** 30 August 2016  
**PUBLISHED** 12 December 2016

DOI 10.1590/2358-2936e2016028

## INTRODUCTION

The conservation of an ecosystem depends on knowledge of ecological aspects of its populations. The study of the abundance and size of a population, its stability, productivity, role in the food chain, reproductive period, recruitment, average lifetime, emigration and immigration rates, among other aspects, are crucial for long-term conservation plans (Cooper, 1965; Hutchinson, 1981; Muskó, 1992). All the information about population dynamics of a species support and guide the creation of conservation programs, the evaluation of its extinction risk and sustainable use, as well as its potential use in bioindication and ecotoxicological studies (Brawn and Robinson, 1996).

The crustaceans of the genus *Hyaletta* Smith, 1874 have a great ecological importance, as they provide energy transfer between different trophic levels, convert detritus into fine particulate organic matter and serve as food for many waterfowl, fish and invertebrates (Swanson, 1984; Wen, 1992; Wellborn, 2002; Wellborn and Cothran, 2007). Besides, *Hyaletta* are organisms most commonly used in environmental quality tests in temperate climates mainly due to their high sensitivity to contaminants and environmental impacts (Duan *et al.*, 1997; Rinderhagen *et al.*, 2000; Neuparth *et al.*, 2002; Morris *et al.*, 2003; Wilcoxon *et al.*, 2003; Gust, 2006; Ding *et al.*, 2011).

The genus *Hyaletta* comprises species of amphipod crustaceans that occur in freshwater ecosystems and have distribution restricted to Americas (Bento and Buckup, 1999). Among the 66 described species, 23 are found in Brazil and of these, nine species occur in the southernmost state, Rio Grande do Sul, region with the highest diversity of the genus in the country (Bueno *et al.*, 2014; Marrón-Becerra *et al.*, 2014; Rodrigues *et al.*, 2014; Colla and César, 2015). Among the species that occur in Brazil, *Hyaletta bonariensis* Bond-Buckup, Araujo & Santos, 2008 has a wide geographical distribution, occurring in Argentina and also in 13 wetlands in the state of Rio Grande do Sul (Bueno *et al.*, 2014). However, its biology and ecology are still unknown. Regarding the biology of native species of *Hyaletta* from Brazil, studies have been conducted about ecology and reproduction of two sympatric species, *Hyaletta pleoacuta* González, Bond-Buckup and Araujo, 2006 and *Hyaletta castroi* González, Bond-Buckup and

Araujo, 2006 (Castiglioni and Bond-Buckup, 2007; 2008a; 2008b; 2009; Castiglioni *et al.*, 2007).

Thus, this study aimed to characterize the population dynamics of the freshwater amphipod *H. bonariensis* from southern Brazil, and for this the frequency distribution, body size, sexual maturity, sex ratio, reproductive period and recruitment were analyzed. These biological aspects can be used to create conservation and ecotoxicology programs for freshwater aquatic environments in Brazil.

## MATERIAL AND METHODS

Specimens of the *H. bonariensis* population were sampled in August (winter) and October (spring) of 2012 and January (summer) and April (autumn) of 2013, from a headwater spring in a rural area called Portal do Roio (29°39'25.14"S 53°37'33.53"W), in Silveira Martins municipality, central region of state of Rio Grande do Sul, southern Brazil. The samples were performed by only one person, with the aid of a hand net (mesh of 250 µm) for 20 minutes.

Ovigerous females and pre-copula pairs were separated from other individual in the field and preserved (70% ethanol) in microtubes, and the other specimens were taken to the laboratory, sorted and preserved in 70% ethanol. Later, specimens were identified and the cephalothorax (i.e. head) length (CL, in mm) was measured using a micrometer eyepiece in a stereoscopic microscope.

Specimens were classified into four categories: juveniles (individuals lacking secondary sexual characteristics), males (individuals with the second pair of gnathopods well developed, larger than first pair), females (individuals with marsupium developed and a small second pair of gnathopods, subequal in size as the first pair) and ovigerous females (females carrying eggs or juveniles inside the marsupium) (Borowsky, 1991; Castiglioni and Bond-Buckup, 2008a).

The total frequency distribution in size classes was estimated in relation to CL of males and females (including ovigerous females). For each category, the width of the size classes was determined using the value of 1/4 of the standard deviation from the mean values of cephalothorax (Markus, 1971). Normality of the frequency distributions was analyzed using Shapiro-Wilk test ( $\alpha = 0.05$ ) (Zar, 1996).

Minimum, maximum and mean cephalothorax lengths were estimated for males and females (including both ovigerous and non-ovigerous females). Size was compared among sexes using t-test ( $\alpha=0.05$ ) (Zar, 1996).

Size at the sexual maturity was estimated for both sexes based on the size of the smallest male and the smallest female found forming couples in pre-copula (Castiglioni and Bond-Buckup, 2008b; Wellborn *et al.*, 2005).

Sex ratio was estimated as the total number of males divided by the total number of females (includes both ovigerous and non-ovigerous females) sampled. Besides, sex ratio was calculated by season and size classes (using CL). Later, the goodness of fit test (chi-square) was used to verify that the ratio found for sexual *H. bonariensis* follows the ratio of 1:1 (males: females) (Zar, 1996).

To estimate the reproductive period, we calculated the frequency of females that were ovigerous in relation of adult females. All females that were as large as or larger than the smallest female found in pre-copula (i.e. estimated size at sexual maturity) were included in this analysis. Then, the proportion of ovigerous females was compared between seasons using multinomial proportion test (MANAP;  $\alpha=0.05$ ) (Curi and Moraes, 1981). We also calculated the relative frequency (%) of pairs in precopulatory behavior and then compared between seasons using multinomial proportion test (MANAP;  $\alpha = 0.05$ ) (Curi and Moraes, 1981).

To evaluate the recruitment period (juveniles entry in population), we calculated the juvenile proportion in relation to adults for each season and we used a Chi-Square goodness of fit test (Chi-Square,  $\chi^2$ ) ( $\alpha=0.05$ ) (Zar, 1996), in order to check if the proportion follows the pattern 1:1 ratio (juveniles: adults). We considered juveniles the specimens with CL smaller than 0.3 mm, i.e., those individuals where the enlargement of the second pair of gnathopods could not be observed (male diagnostic characteristic) and the presence of a marsupium (female diagnostic characteristic) (Borowsky, 1991). Subsequently, we estimated the juvenile relative frequency by season and compared using multinomial proportion test (MANAP) ( $\alpha=0.05$ ) (Curi and Moraes, 1981).

All statistical analyses were performed using the software Statistica 7.0.

## RESULTS

A total of 5,266 individuals were collected: 1,878 males, 2,073 females (including 240 ovigerous females) and 1,315 juveniles. Table 1 presents the number of males, females, ovigerous females and juveniles sampled in each season.

The frequency distribution in size classes of CL of males and females was not considered normal (males  $W=0.95$ ; females  $W=0.92$ ;  $p<0.05$ ). Besides, frequency distribution of males and females was polymodal and bimodal, respectively (Fig. 1).

The CL of males of *H. bonariensis* ranged from 0.30 to 0.92 mm and that of females from 0.30 to 0.74 mm. CL of males ( $0.49 \pm 0.11$  mm) was significantly larger than females ( $0.46 \pm 0.08$  mm) ( $t=9.80$ ;  $p<0.05$ ). Sexual maturity of males and females was estimated at 0.40 and 0.38 mm for CL, respectively.

Sex ratio favored females (0.91 male: 1 female) ( $\chi^2=9.62$ ;  $p<0.05$ ), which were more frequent in all seasons, except in summer when males were more abundant ( $p<0.05$ ) (Tab. 1). For the sex ratio analysis by size classes of CL, females predominated in intermediate classes and males predominated in larger size classes ( $p<0.05$ ; Fig. 2).

Ovigerous females were sampled in all seasons, but in greater abundance in the winter (65.4% of females were ovigerous) ( $p<0.05$ ) (Fig. 3). Couples in pre-copula also occurred in all seasons, being more frequently collected in the winter ( $p<0.05$ ) (Fig. 3).

Juveniles were found in all seasons, being more abundant in winter and spring (MANAP;  $p<0.05$ ) (Fig. 4). They represented only 25% of the total sampled population, in a way that the adult specimens were more abundant in summer (80.82%;  $\chi^2=691.69$ ;  $p<0.05$ ), autumn (84.9%;  $\chi^2=364.28$ ;  $p<0.05$ ) and winter (76.64%;  $\chi^2=531.27$ ;  $p<0.05$ ).

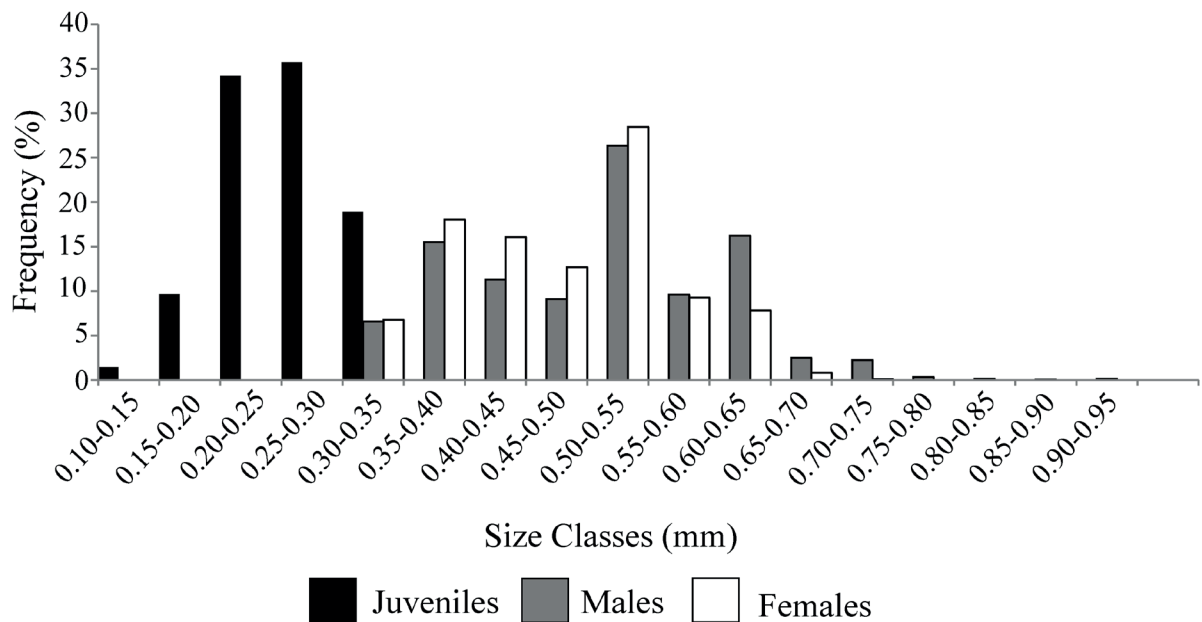
## DISCUSSION

For frequency distribution in size classes in amphipods, bimodality and polymodality are apparently the most common distributions, and could be the result of a reduced growth rate in immature stage, juvenile recruitment pulses, migration, mortality or a differential distribution (Díaz and Conde, 1989). This pattern was observed in the population of *H. bonariensis* that showed a bimodal and polymodal distribution for females and males, respectively. This result may indicate that this population has reproduction peaks, with a

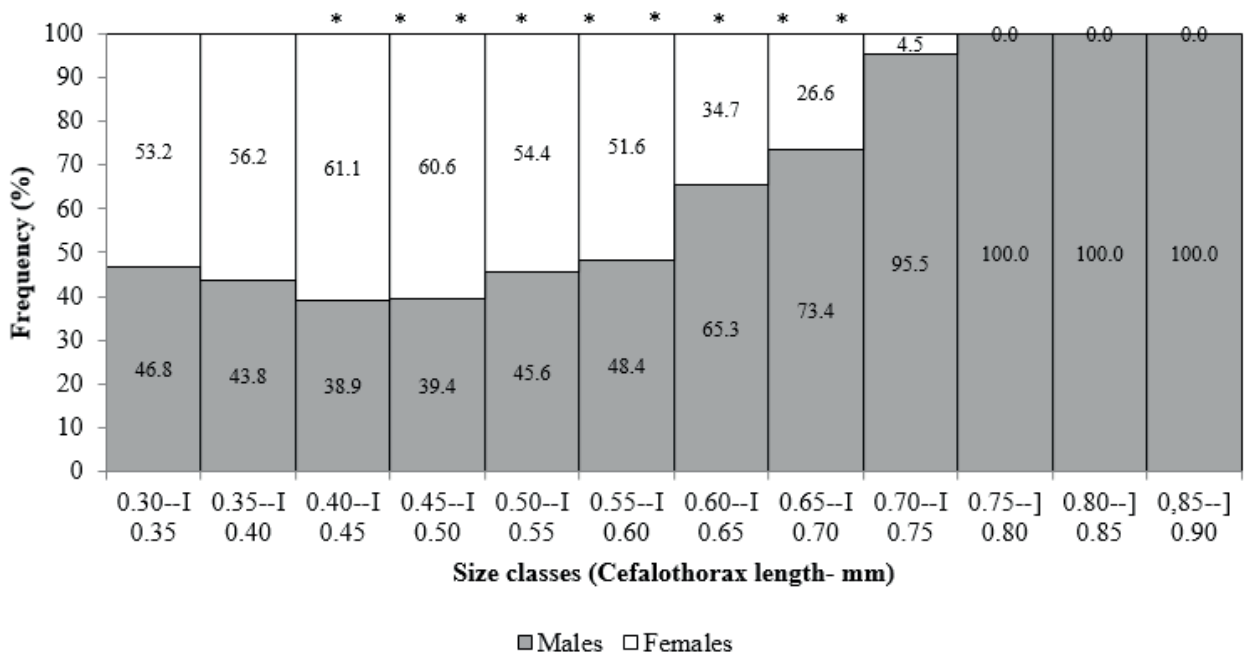
**Table 1.** Number of males, females, ovigerous females, juveniles and total specimens of *Hyaella bonariensis*, sex ratio (males: females) and results of the  $\chi^2$  test by sampling seasonal in Silveira Martins, state of Rio Grande do Sul, Brazil.

	Males	Females (ovigerous females)	Juveniles	Total	M: F	$\chi^2$
Summer	1,018	453 (23)	349	1,820	2.25: 1	217.01*
Autumn	292	343 (34)	113	748	0.85: 1	4.10*
Winter	424	1010 (157)	437	1,871	0.42:1	239.47*
Spring	144	267 (26)	416	827	0.54: 1	36.81*
<b>Total</b>	1,878	2,073 (240)	1,315	5,266	0.91: 1	9.62*

Note.: "\*" indicate significant difference in sex ratio ( $p < 0.05$ ).

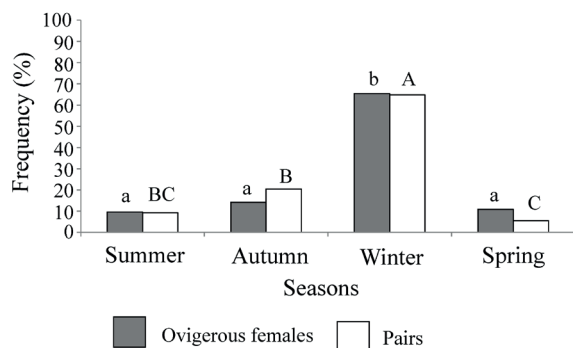


**Figure 1.** Frequency distribution in size classes of cephalothorax length (CL in mm) for males and females from a population of *Hyaella bonariensis* of Silveira Martins, state of Rio Grande do Sul, Brazil.

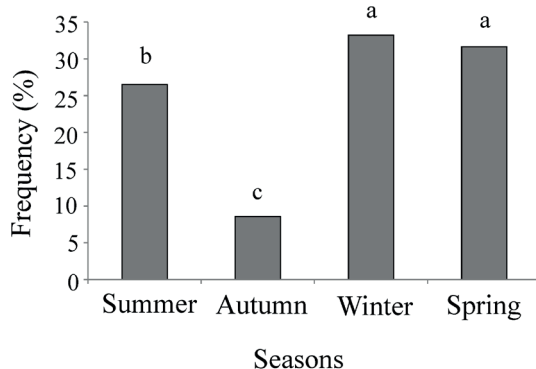


**Figure 2.** Sex ratio of *Hyaella bonariensis* by size classes of cephalothorax length (CL in mm), from Silveira Martins, state of Rio Grande do Sul, Brazil. "\*" indicate significant difference in sex ratio ( $p < 0.05$ ).





**Figure 3.** Relative frequency (%) of ovigerous females and couples in pre-copula of *Hyalella bonariensis* from Silveira Martins, state of Rio Grande do Sul, Brazil. Lower case letters indicate the comparison of ovigerous females frequency between seasons and capital letters compare the frequency of the couples. Columns with at least one letter in common are not significantly different ( $p > 0.05$ ).



**Figure 4.** Relative frequency (%) of juveniles of *Hyalella bonariensis* from Silveira Martins, state of Rio Grande do Sul, Brazil. Columns with at least one letter in common are not significantly different ( $p > 0.05$ ).

consequent input of juveniles throughout the year. Besides, this assumption can be supported by the fact that juveniles and pre-copula pairs were found in all seasons.

These types of distribution have already been observed for other species of *Hyalella*, such as *H. pleocuta*, *H. castroi* (Castiglioni and Bond-Buckup, 2008b) and *H. azteca* (Saussure, 1858) (Pickard and Benke, 1996). For other amphipods, bimodal distribution also appears to be common as, for example, in *Corophium multisetosum* Stock, 1952 (Cunha *et al.*, 2000), *Echinogammarus longisetosus* Pinkster, 1973 (Guerao, 2003), *Talorchestia brito* Stebbing, 1891 (Gonçalves *et al.*, 2003) and *Gammarus chevreuxi* Seston, 1913 (Subida *et al.*, 2005).

In crustaceans, it is well documented that generally males reach larger sizes than females, especially in freshwater amphipods as, for example, in *H. pleocuta*, *H. castroi* (see Castiglioni and Bond-Buckup, 2008b), *H. azteca* (see Pickard and Benke, 1996), *Gammarus pulex* (Linnaeus, 1758) (Adams and Greenwood, 1983), *Gammarus leopoliensis* Jadzewski & Konopacka, 1989 (Zielinski, 1998) and *E. longisetosus* (see Guerao, 2003). According to Low (1978), males and females have similar growth rates until they reach sexual maturity, and then, later, they develop different reproductive and ecological demands, resulting in different growth rates. Thus, males invest energy in body growth, while females need to divide their energy between growth and reproduction, resulting in more prolonged intermolt periods and a minor increase in body size (Hartnoll, 1982; Borowsky, 1991; Wen, 1992; Thiel, 1999).

In addition, it is noteworthy that in some amphipods, including *Hyalella*, there is a pre-copula behavior in which males carry females for a few days before the copula occurs (Strong, 1972; Wellborn, 1995). So, the fact that males are larger than females enables them to carry females in an easily way (Adams and Greenwood, 1983; Adams *et al.*, 1985). Furthermore, larger males may present a higher pairing success, once females prefer these individuals (Castiglioni and Bond-Buckup, 2008a). The population analyzed in this paper follows this pattern, in order that sexual dimorphism in relation to body size was observed, with males larger than females.

Sex ratio, along with the assessment of body size and distribution in size classes, is a population parameter estimated for several crustaceans. All parameters evaluated by such analyses have a direct influence on the population dynamics, especially in reproductive potential (Emmerson, 1994), which highlights the importance of being studied.

Females were more frequent than males, a result also observed for *H. pleocuta*, *H. castroi* (see Castiglioni and Bond-Buckup, 2008b) and other amphipods (Powell and Moore, 1991; Cardoso and Veloso, 1996; Appadoo and Myers, 2004; Kevrekidis, 2004; 2005). Deviations observed in sex ratio of *H. bonariensis*, as has been observed in other species of *Hyalella*, appear to be related to their reproductive behavior (Wellborn, 1994; 1995; Wellborn and Cothran, 2007; Castiglioni and Bond-Buckup, 2008b). Males spend more time exposed

in the environment by choosing a female that they will carry during the pre-copula, which turn them more susceptible to predation, resulting in a population with greater abundance of females. Furthermore, it has been observed that predators, such as fish and Odonata larvae, always prefer to feed the largest specimens of *Hyaella*, in this case the males, favoring sex ratio for females (Wellborn, 1994). In amphipods, female-biased sex ratios can also be related to variations in temperature, type of vegetation, growth rates, maturity, mortality, longevity, habitat fragmentation, occupation of different microhabitats, food availability and presence of parasites (Wilson and Pianka, 1963; Strong, 1972; Wenner, 1972; Wildish, 1979; Moore, 1981; Powell and Moore, 1991).

Predominance of females in intermediate size class of body size and males in the larger size classes, framed the population of *H. bonariensis* in the anomalous pattern described by Wenner (1972). This result may be related to the greater investment in reproduction by females (Cardoso and Veloso, 1996), as also observed in other species of *Hyaella* from Brazil (Castiglioni and Bond-Buckup, 2007). Other reason could be the fact that female amphipods incubate the eggs in the marsupium (Borowsky, 1991), and often even juveniles, developing a parental care behavior, which results in a molt prolongation, limiting their growth (Thiel, 2003).

In *H. bonariensis*, the presence of couples in pre-copula and ovigerous females was recorded throughout the year, but more often in winter, in a way that, consequently, juveniles were also found in greater frequency in winter and spring. Similarly, *H. castroi* and *H. pleocuta*, which occur in the highland region of state of Rio Grande do Sul, also reproduce with higher intensity in winter (Castiglioni and Bond-Buckup, 2008a), a pattern also observed in *Gammarus duebeni* Lilljeborg, 1951, *Gammarus oceanicus* Segerstrale, 1947, *Gammarus salinus* Spooner, 1947 (Kolding and Fenchel, 1981) and *Corophium multisetosum* (see Cunha *et al.*, 2000). Differently from the Brazilian species of *Hyaella*, *H. azteca*, a North American species, has a reproduction peak in summer, which could be influenced by temperature (Cooper, 1965; Strong, 1972; Kruschwitz, 1978; March, 1978; Wen, 1992), photoperiod (March, 1977) and oxygen concentration (Nebeker, *et al.*, 1992).

Occurrence of a peak of ovigerous females seems to be related to a greater abundance of aquatic macrophytes on the edge of aquatic environments, because these plants provide food and shelter for *Hyaella* populations (Castiglioni and Bond-Buckup, 2008b). Hargrave (1970) states that *H. azteca* feeds primarily on algae and bacteria associated with sediment and macrophytes, as well as decomposing animals and plants (Cooper, 1965). At the sampling site of *H. bonariensis* population, a greater abundance of macrophytes was verified in the colder months of the year (D.S. Castiglioni *et al.*, pers. obs.), coinciding with the period of greatest occurrence of ovigerous females. Therefore, future studies about the relation between the presence of aquatic plants and ovigerous females can show the importance of conservation of these microhabitats for the population dynamics of freshwater amphipods.

Juveniles were found throughout the year, probably due to the continuous reproduction of *H. bonariensis*, as mentioned above. Furthermore, juveniles occurred in greater abundance in winter and spring, which may be due to the reproductive peak of the species in winter, resulting in a higher recruitment at this period of the year. Likewise, continuous recruitment was also observed in *H. pleocuta* and *H. castroi* (see Castiglioni and Bond-Buckup, 2008b), and other amphipods as *Corophium multisetosum* (see Cunha *et al.*, 2000), *Echinogammarus marinus* (Leach, 1815) (Maranhão *et al.*, 2001), *E. longisetosus* (see Guerao, 2003) and *G. chevreuxi* (see Subida *et al.*, 2005).

The population of *H. bonariensis* studied in this paper was different when compared to other species of *Hyaella*, mainly regarding to reproductive peak. Differences in population aspects between *H. bonariensis* and the North American species of *Hyaella* enhance the urgent necessity in studying the Brazilian species. Then, the creation of environmental quality assessment protocols based in organisms adapted to aquatic ecosystems from Brazil can be a reality. Furthermore, the present study highlights the importance of known the population dynamics of Brazilian species of *Hyaella*, in order to create a pattern of cultivation in laboratory and, in the future, use these species in ecotoxicology tests. Besides, more studies on the population dynamics of *H. bonariensis* are needed to better understand its life cycle,

ecology and reproductive aspects, also including other populations from the same species. Later, this species can be used in ecotoxicology testing and evaluation of environmental quality, in order to help the conservation and preservation of freshwater environments in Brazil.

## ACKNOWLEDGEMENTS

This research was funded by Conselho Nacional de Desenvolvimento Científico e Tecnológico – Brasil (CNPq – Process N° 477554/2011-3). DSC and AVO are grateful to the Coordenação de Aperfeiçoamento de Pessoal de Nível Superior (CAPES) and CNPq (Process n° 55.2597/2011-2) for the financial support. SGR is also grateful to CAPES for the Ph.D. scholarship.

## REFERENCES

- Adams, J. and Greenwood, P.J. 1983. Why are males bigger than females in pre-copula pairs of *Gammarus pulex*? *Behavioral Ecology and Sociobiology*, 13(4): 239–241.
- Adams, J.; Greenwood, P.J.; Pollitt, P.R. and Yonow, T. 1985. Loading constraints and sexual size dimorphism in *Asellus aquaticus*. *Behaviour*, 92(3/4): 277–287.
- Appadoo, C. and Myers, A.A. 2004. Reproductive bionomics and life history traits of three gammaridean amphipods, *Cymadusa filosa* Savigny, *Ampithoe laxipodus* Appadoo and Myers and *Mallacoota schellenbergi* Ledoyer from tropical Indian Ocean (Mauritius). *Acta Oecologica*, 26(3): 227–238.
- Bento, F.M. and L. Buckup. 1999. Subordem Gammaridea. p. 177–188. In: L. Buckup and G. Bond-Buckup (eds), Os Crustáceos do Rio Grande do Sul. Porto Alegre, Ed. Universidade, UFRGS.
- Borowsky, B. 1991. Patterns of reproduction of some amphipod crustaceans and insights into the nature of their stimuli. p. 33–66. In: R.T. Bauer and W. Martin (eds), Crustacean Sexual Biology. New York, Columbia University Press.
- Brawn, J.D. and Robinson, S.K. 1996. Dynamics may complicate the interpretation of long-term census data. *Ecology*, 77(1): 3–12.
- Bueno, A.A.P.; Rodrigues, S.G. and Araujo, P.B. 2014. O estado da arte do gênero *Hyaella* Smith, 1874 (Crustacea, Amphipoda, Senticaudata, Hyaellidae) no Brasil. p. 57–88. In: C. Hayashi (ed), Tópicos de atualização em ciências aquáticas, Vol. 1, 1ed. Uberaba: UFMG.
- Cardoso, R.S. and Veloso, V.G. 1996. Population biology and secondary production of the sandhopper *Pseudorchestoidea brasiliensis* (Amphipoda: Talitridae) at Prainha Beach, Brazil. *Marine Ecology Progress Series*, 142(1–3): 111–119.
- Castiglioni, D.S. and Bond-Buckup, G. 2007. Reproductive strategies of two sympatric species of *Hyaella* Smith, 1874 (Amphipoda, Dogielinotidae) in laboratory conditions. *Journal of Natural History*, 41(25/28): 1571–1584.
- Castiglioni, D.S. and Bond-Buckup, G. 2008a. Ecological traits of two sympatric species of *Hyaella* Smith, 1874 (Crustacea, Amphipoda, Dogielinotidae) from southern Brazil. *Acta Oecologica*, 33(1): 36–48.
- Castiglioni, D.S. and Bond-Buckup, G. 2008b. Pairing and reproductive success in two sympatric species of *Hyaella* (Crustacea, Amphipoda, Dogielinotidae) from southern Brazil. *Acta Oecologica*, 33(1): 49–55.
- Castiglioni, D.S. and Bond-Buckup, G. 2009. Egg production of two sympatric species of *Hyaella* Smith, 1874 (Crustacea, Amphipoda, Dogielinotidae) in aquaculture ponds in southern Brazil. *Journal of Natural History*, 43(21–22): 1273–1289.
- Castiglioni, D.S.; Garcia-Schroeder, D.; Barcelos, D.F. and Bond-Buckup, G. 2007. Intermolt duration and postembryonic growth of two sympatric species of *Hyaella* (Amphipoda, Dogielinotidae) in laboratory conditions. *Nauplius*, 15(2): 57–64.
- Colla, M.F. and César, I.I. 2015. A new species of *Hyaella* (Crustacea, Amphipoda, Dogielinotidae) from the Atlantic Forest of Misiones, Argentina. *Zookeys*, 481: 25–38.
- Cooper, W.E. 1965. Dynamics and production of a natural population of a freshwater amphipod *Hyaella azteca*. *Ecological Monographs*, 35(4): 377–394.
- Cunha, M.R.; Sorbe, J.C. and Moreira, M.H. 2000. The amphipod *Corophium multisetosum* (Corophiidae) in Ria de Aveiro (NW Portugal). I. Life history and aspects of reproductive biology. *Marine Biology*, 137(4): 637–650.
- Curi, P.R. and Moraes, R.V. 1981. Associação, homogeneidade e contrastes entre proporções em tabelas contendo distribuições multinomiais. *Ciência e Cultura*, 33(5): 712–722.
- Díaz, H. and Conde, J.E., 1989. Population dynamics and life of mangrove crab *Aratus pisonii* (Brachyura, Grapsidae) in a marine environment. *Bulletin of Marine Science*, 45(1): 148–163.
- Ding, Y.; Weston, D.P.; You, J.; Rothert, A.K. and Lydy, M.J. 2011. Toxicity of sediment-associated pesticides to *Chironomus dilutus* and *Hyaella azteca*. *Archives of Environmental Contamination and Toxicology*, 61(1): 83–92.
- Duan, Y.; Guttman, S.I. and Oris, J.T. 1997. Genetic differentiation among laboratory populations of *Hyaella azteca*: implications for toxicology. *Environmental Toxicology and Chemistry*, 16(4): 691–695.
- Emmerson, W.D. 1994. Seasonal breeding cycles and sex ratios of eight species of crabs from Mgazana, a mangrove estuary in Transkei, southern Africa. *Journal of Crustacean Biology*, 14(3): 568–578.
- Gonçalves, S.C.; Marques, J.C.; Pardal, M.A.; Bouslama, F.M.; Gtari, M. and Charfi-Cheikhrouha, F. 2003. Comparison of the biology, dynamics, and secondary production of *Talorchestia brito* (Amphipoda, Talitridae) in Atlantic (Portugal) and Mediterranean (Tunisia) populations. *Estuarine, Coastal and Shelf Science*, 58(4): 901–916.
- Guerao, G. 2003. Some observations on the life history of the freshwater amphipod *Echinogammarus longisetosus* Pinkster, 1973 (Gammaridea) from Catalonia (Spain, N Iberia peninsula). *Animal Biodiversity and Conservation*, 26(1): 31–39.
- Gust, K.A. 2006. Joint toxicity of cadmium and phenanthrene in the freshwater amphipod *Hyaella azteca*. *Archives of Environmental Contamination and Toxicology*, 50(1): 7–13.
- Hargrave, B.T. 1970. The utilization of benthic microflora by *Hyaella azteca* (Amphipoda). *Journal of Animal Ecology*, 39(2): 427–437.



- Hartnoll, R.G. 1982. Growth. p. 111–196. In: D.E. Bliss and L.G. Abele (eds), *The biology of Crustacea: embryology, morphology and genetics*, Vol. 2. New York, Academic Press.
- Hutchinson, G.E. 1981. *Introducción a la ecología de poblaciones*. Barcelona, Editora Blume, 492p.
- Kevrekidis, T. 2004. Population dynamics, growth and reproduction of *Corophium insidiosum* (Crustacea: Amphipoda) at low salinities in Monolimni lagoon (Evros Delta, north Aegean Sea). *Hydrobiologia*, 522(1): 117–132.
- Kevrekidis, T. 2005. Life history, aspects of reproductive biology and production of *Corophium orientale* (Crustacea: Amphipoda) in Monolimni lagoon (Evros Delta, north Aegean Sea). *Hydrobiologia*, 537(1): 53–70.
- Kolding, S. and Fenchel, T.M. 1981. Patterns of reproduction in different populations of five species of the amphipod genus *Gammarus*. *Oikos*, 37(2): 167–172.
- Kruschwitz, L.G. 1978. Environmental factors controlling reproduction of the amphipod *Hyaella azteca*. *Proceedings of the Oklahoma Academy of Science*, 58: 16–21.
- Low, B.S. 1978. Environmental uncertainty and parental strategies of marsupials and placentals. *American Naturalist*, 112(983): 319–335.
- Maranhão, P.; Bengala, N.; Pardal, M. and Marques, J.C. 2001. The influence of environmental factors on the population dynamics, reproductive biology and productivity of *Echinogammarus marinus* Leach (Amphipoda, Gammaridae) in the Mondego estuary (Portugal). *Acta Oecologica*, 22(3): 139–152.
- March, B.G.E. 1977. The effects of photoperiod and temperature on the induction and termination of reproductive resting stage in the freshwater amphipod *Hyaella azteca* (Saussure). *Canadian Journal of Zoology*, 55(10): 1595–1600.
- March, B.G.E. 1978. The effects of constant and variable temperatures on the size, growth, and reproduction of the freshwater amphipod *Hyaella azteca* (Saussure). *Canadian Journal of Zoology*, 56(8): 1801–1806.
- Markus, R. 1971. *Elementos de estatística aplicada*. Porto Alegre, Faculdade de Agronomia e Veterinária da UFRGS: Centro Acadêmico Leopoldo Cortez, 329 p.
- Marrón-Becerra, A.; Hermoso-Salazar, M. and Solís-Weiss, V. 2014. *Hyaella cenotensis*, a new species of Hyaellidae (Crustacea, Amphipoda) from the Yucatán Peninsula, Mexico. *Zootaxa*, 3811(2): 262–270.
- Moore, P.G. 1981. The life histories of the amphipods *Lembos websteri* Bate and *Corophium bonnellii* Milne Edwards in kelp holdfasts. *Journal of Experimental Marine Biology and Ecology*, 49(1): 1–50.
- Morris, J.M.; Collyard, S.A. and Meyer, J.S. 2003. Effects of chronic copper exposure on the nutritional composition of *Hyaella azteca*. *Aquatic Toxicology*, 63(2): 197–206.
- Muskó, I.B. 1992. Life history of *Corophium curvispinum* G. O. Sars (Crustacea, Amphipoda) living on macrophytes in Lake Balaton. *Hydrobiologia*, 243/244: 197–202.
- Nebeker, A.V.; Onjukka, S.T.; Stevens, D.G.; Chapman, G.A. and Dominguez, S.E. 1992. Effects of low dissolved oxygen on survival, growth and reproduction of *Daphnia*, *Hyaella* and *Gammarus*. *Environmental Toxicology and Chemistry*, 11(3): 373–379.
- Neuparth, T.; Costa, F.O. and Costa, M.H. 2002. Effects of temperature and salinity on life history of the marine amphipod *Gammarus locusta*. Implications for ecotoxicological testing. *Ecotoxicology*, 11(1): 55–67.
- Pickard, D.P. and Benke, A.C. 1996. Production dynamics of *Hyaella azteca* (Amphipoda) among different habitats in a small wetland in the southeastern USA. *Journal of the North American Benthological Society*, 15(4): 537–550.
- Powell, R. and Moore, P.G. 1991. The breeding cycles of females of seven species of amphipod (Crustacea) from the Clyde Sea area. *Journal of Natural History*, 25(2): 435–479.
- Rinderhagen, M.; Ritterhoff, J. and Zauke, G.P. 2000. Crustaceans as bioindicators. In: A. Geerhardt (ed), *Biomonitoring of Polluted Water – Reviews on Actual Topics*. *Trans Tech Publications - Scitech Publications, Environmental Research Forum*, 9: 161–194.
- Rodrigues, S.G.; Bueno, A.A.P. and Ferreira, R.L. 2014. A new troglobiotic species of *Hyaella* (Crustacea, Amphipoda, Hyaellidae) with a taxonomic tree for the Brazilian species. *Zootaxa*, 3815(2): 200–214.
- Strong, D.R. 1972. Life history variation among populations of an amphipod (*Hyaella azteca*). *Ecology*, 53(6): 1103–1111.
- Subida, M.D.; Cunha, M.R. and Moreira, M.H. 2005. Life history, reproduction, and production of *Gammarus chevreuxi* (Amphipoda: Gammaridae) in the Ria de Aveiro, northwestern Portugal. *Journal of the North American Benthological Society*, 4(1): 82–100.
- Swanson, G.A. 1984. Dissemination of amphipods by waterfowl. *The Journal of Wildlife Management*, 48(3): 988–991.
- Thiel, M. 1999. Extended parental care behaviour in crustaceans: a comparative overview. p. 211–226. In: J.C. von Vaupel Klein and F.R. Schram (eds), *Crustacean Issues 12: The Biodiversity Crisis and Crustacea*. Rotterdam, A.A. Balkema, 848 p.
- Thiel, M. 2003. Extended parental care in crustaceans: an update. *Revista Chilena de Historia Natural*, 76(2): 205–218.
- Wellborn, G.A. 1994. Size-biased predation and prey life histories: a comparative study of freshwater amphipod populations. *Ecology*, 75(7): 2104–2117.
- Wellborn, G.A. 1995. Determinants of reproductive success in freshwater amphipod species that experience different mortality regimes. *Animal Behavior*, 50(2): 353–363.
- Wellborn, G.A. 2002. Trade-off between competitive ability and antipredator adaptation in a freshwater amphipod species complex. *Ecology*, 83(1): 129–136.
- Wellborn, G.A. and Cothran, R.D. 2007. Niche diversity in crustacean cryptic species: complementarity in spatial distribution and predation risk. *Oecologia*, 154(1): 175–183.
- Wellborn, G.A.; Cothran, R. and Bartholf, S. 2005. Life history and allozyme diversification in regional ecomorphs of the *Hyaella azteca* (Crustacea: Amphipoda) species complex. *Biological Journal of the Linnean Society*, 84(2): 161–175.
- Wen, Y.H. 1992. Life history and production of *Hyaella azteca* (Crustacea: Amphipoda) in a hypereutrophic prairie pond in southern Alberta. *Canadian Journal of Zoology*, 70(7): 1417–1424.
- Wenner, A.M. 1972. Sex-ratio as a function of size in marine Crustacea. *American Naturalist*, 106(949): 321–350.



- Wilcoxon, S.E.; Meier, P.G. and Landrum, P.F. 2003. The toxicity of fluoranthene to *Hyalella azteca* in sediment and water-only exposures under varying light spectra. *Ecotoxicology and Environmental Safety*, 54: 105–117.
- Wildish, D.J. 1979. Reproductive consequences of the terrestrial habit in *Orchestia* (Crustacea: Amphipoda). *International Journal of Invertebrate Reproduction*, 1(1): 9–20.
- Wilson, M.F. and Pianka, E.R. 1963. Sexual selection, sex ratio and mating system. *American Naturalist*, 97(897): 405–407.
- Zar, J.H. 1996. *Biostatistical Analysis*. Upper Saddle River, Prentice Hall, 941 p.
- Zielinski, D. 1998. Life cycle and altitude range of *Gammarus leopoliensis* Jazdzewski & Konopacka, 1989 (Amphipoda) in south-eastern Poland. *Crustaceana*, 71(2): 129–143.